

## AB-L15D03Wxx4N2

### Features:

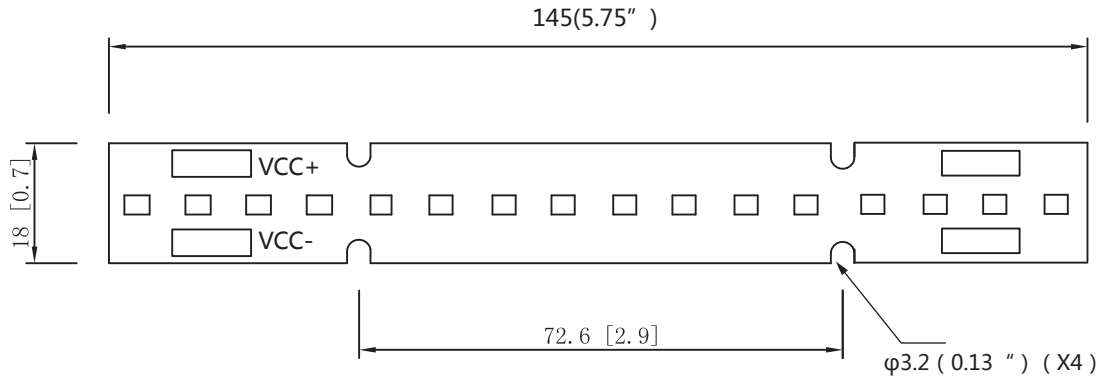
- DC Linear light engine
- Easily assembly light engine

### Applications:

- Cove light
- Ceiling light



## Outline Dimensions



LED Qty:16ea

PCB thickness=1.0mm(0.04" )

Unit:mm(inch)

Units: mm

### Notes:

1. 4 pcs terminal connectors were used for the serial connection
2. Thickness of PCB: 1.0mm
3. Tolerance of dimension:  $\pm 0.15$ mm

## Characteristics

### ■ Absolute Maximum Ratings

Parameter	Symbol	Rating	Unit
Input Current	I <sub>in</sub>	300	mA
LED Junction Temperature	T <sub>J</sub>	115	°C
Storage Temperature	T <sub>stg</sub>	-40 ~ 100 °C	°C
Operation Temperature	T <sub>opr</sub>	-40 ~ 45 °C	°C

- Proper current rating must be observed to maintain junction temperature below maximum at all time. For this product, we suggest to keep the Temperature of TC point under 75°C, and the temperature of Top IC surface under 115°C. After passing the maximum temperature of IC, the rating current will be lower automatically for protecting the whole circuit.

### ■ Electrical Characteristics, Ta=25°C

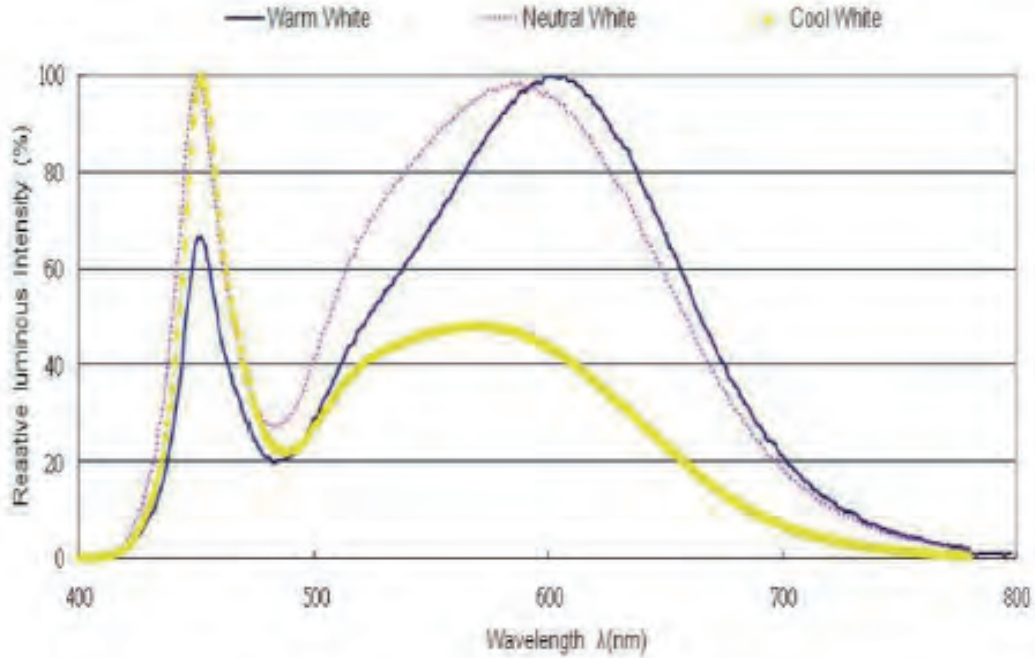
Parameter	Symbol	Spec	Max.	Unit
Forward voltage	V <sub>f</sub>	24.4(typ.)		Vdc
Input Current	I <sub>in</sub>	130	300	mA

### ■ Optical Characteristics (V<sub>in</sub>=120V, Ta=25°C)

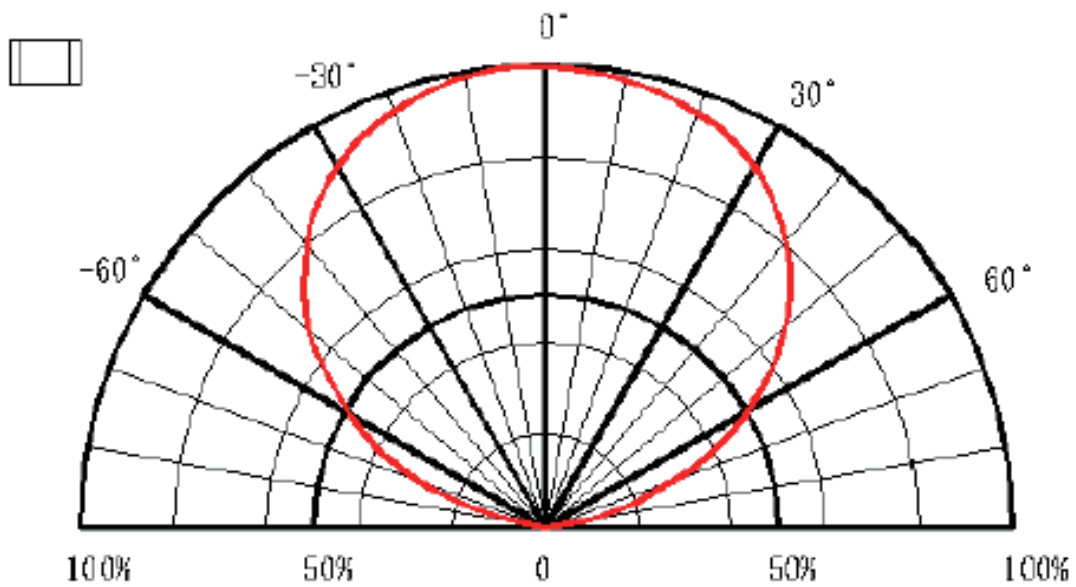
Model name	Color Temp	Spec Luminous Flux		Max Luminous Flux		CRI
	(K)	Current	lumen	Current	lumen	
AB-L15D03W304N2	3000	130	500	300	900	>80
AB-L15D03W354N2	3500	130	500	300	900	>80
AB-L15D03W404N2	4000	130	535	300	960	>80
AB-L15D03W504N2	5000	130	535	300	960	>80

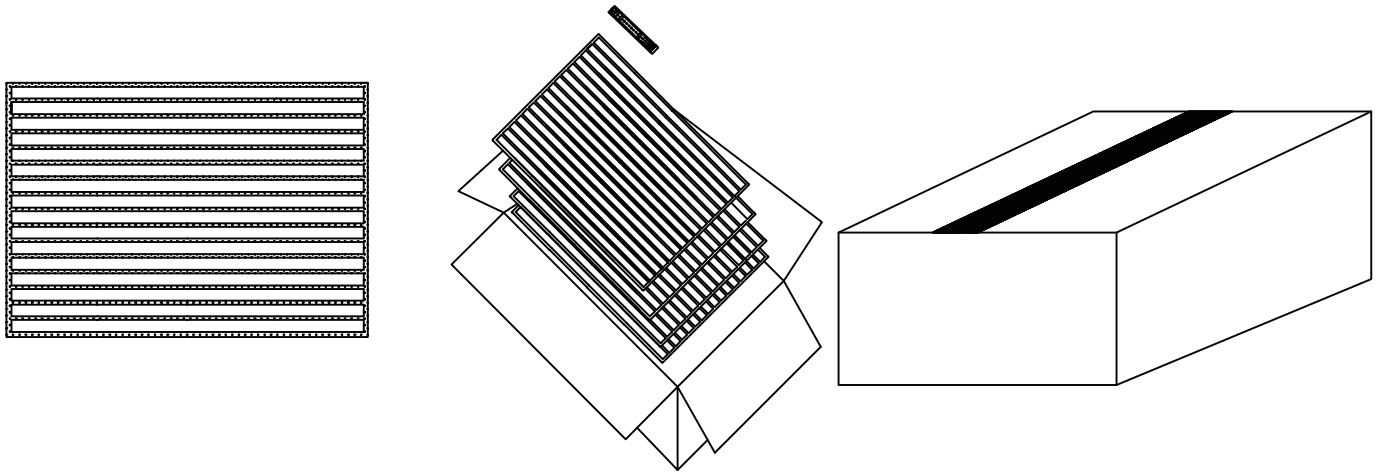
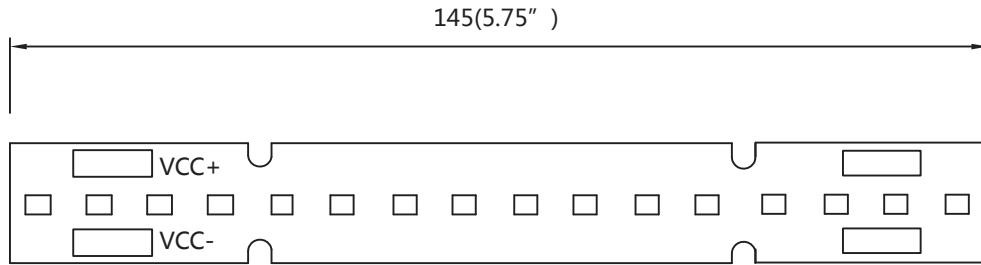
- Correlated color Temperature is derived from the CIE 1931 Chromaticity diagram.
- The luminous flux tolerance is ± 10%.
- This CRI value tolerance is ± 2.
- Calibration accuracy of CIE<sub>x</sub> and CIE<sub>y</sub> : ±0.007 ;
- Calibration error CCT 3000K ±175K ; 4000K ±300K

■ **Relative Spectrum of Emission (Ta=25°C)**



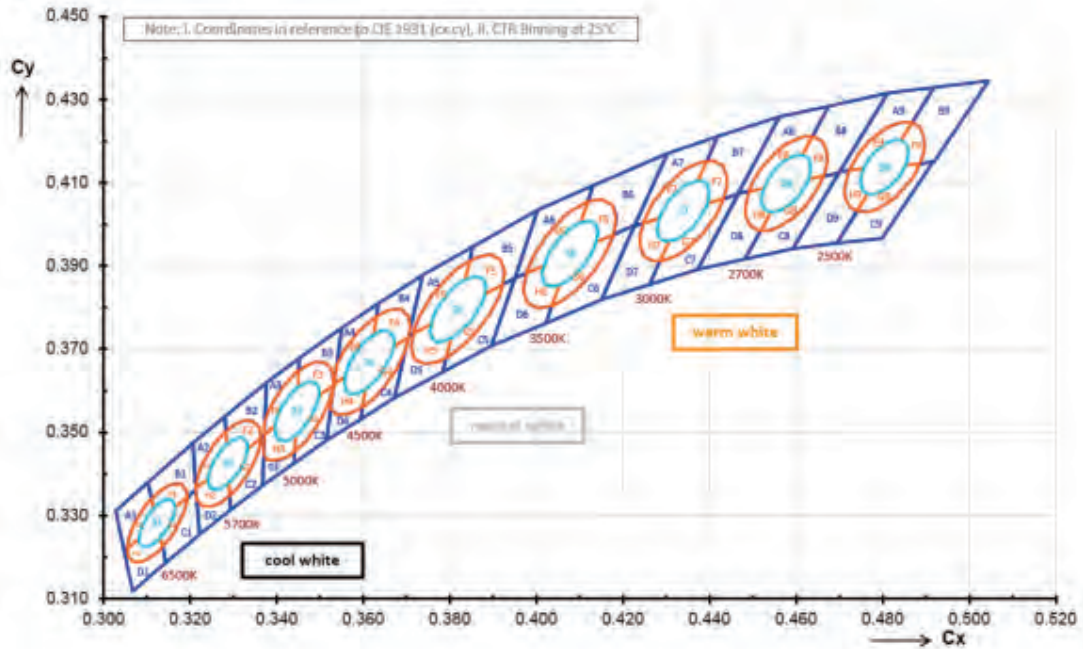
■ **Radiation Pattern**



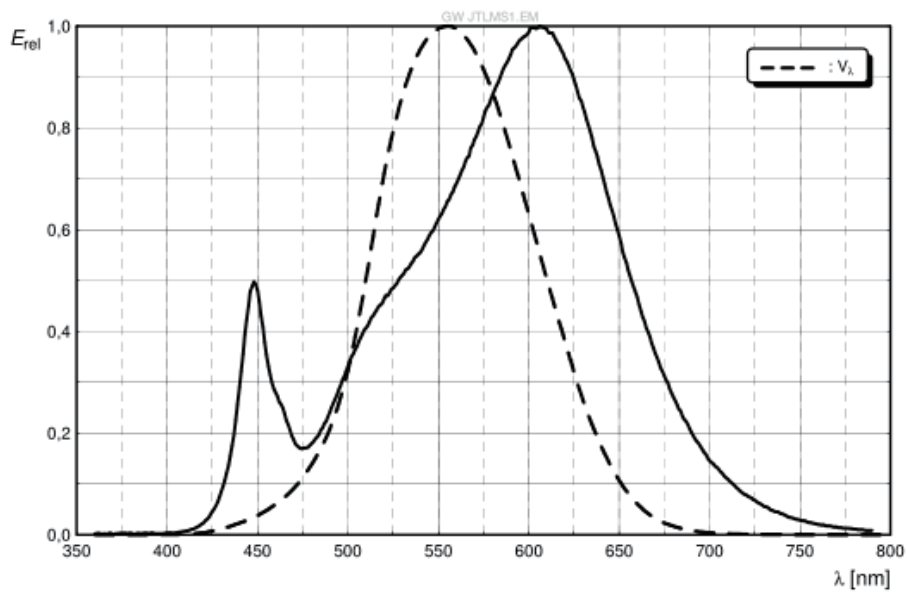


Model	Part number	box(pcs)	Ret Weight/box	Gross Weight/box
1	AB-L15D03Wxx4N2	250	4.8	5.8

**Chromaticity Coordinate Groups** 5) page 24  
**Farbortgruppen** 5) Seite 24



**Relative Spectral Emission -  $V(\lambda)$  = Standard eye response curve** 6) page 24  
**Relative spektrale Emission -  $V(\lambda)$  = spektrale Augenempfindlichkeit** 6) Seite 24  
 $\Phi_{rel} = f(\lambda)$ ;  $T_J = 25^\circ\text{C}$ ;  $I_F = 60\text{ mA}$



**Radiation Characteristics** 5) page 24

**Abstrahlcharakteristik** 6) Seite 24

$I_{rel} = f(\phi); T_J = 25\text{ }^\circ\text{C}$

**Radiation Characteristics** 5) page 24

**Abstrahlcharakteristik** 6) Seite 24

$I_{rel} = f(\phi); T_J = 25\text{ }^\circ\text{C}$

