

# Series 222V

## 6.0 x 6.0mm Tactile Switch

- Surface mount gull-wing terminal configurations
- Compatible with IR reflow, and manual soldering
- Variety of operating force and actuator height options



### Ordering Information

Series	Terminal Type	Actuating Direction	Actuator Height "L"	Actuation Force	Packaging Type																								
222V	M	V	A	A	R																								
<div><div><table><tr><th>Code</th><th>Spec.</th></tr><tr><td>M</td><td>Surface mount gull wing</td></tr></table></div><div><table><tr><th>Code</th><th>Spec.</th></tr><tr><td>V</td><td>Vertical</td></tr></table></div><div><table><tr><th>Code</th><th>Spec.</th></tr><tr><td>A</td><td>7.30mm</td></tr></table></div><div><table><tr><th>Code</th><th>Spec.</th></tr><tr><td>A</td><td>160 gf</td></tr><tr><td>B</td><td>260 gf</td></tr><tr><td>C</td><td>100 gf</td></tr></table></div><div><table><tr><th>Code</th><th>Spec.</th></tr><tr><td>R</td><td>Tape &amp; reel packaging</td></tr></table></div></div>						Code	Spec.	M	Surface mount gull wing	Code	Spec.	V	Vertical	Code	Spec.	A	7.30mm	Code	Spec.	A	160 gf	B	260 gf	C	100 gf	Code	Spec.	R	Tape & reel packaging
Code	Spec.																												
M	Surface mount gull wing																												
Code	Spec.																												
V	Vertical																												
Code	Spec.																												
A	7.30mm																												
Code	Spec.																												
A	160 gf																												
B	260 gf																												
C	100 gf																												
Code	Spec.																												
R	Tape & reel packaging																												



## Electrical Specifications

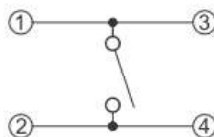
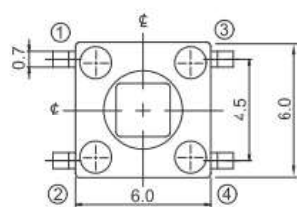
Parameter	Conditions & Remarks	Min	Max	Unit
Contact Resistance			100	milliohms
Insulation Resistance	Between insulated terminals	100		megohms
Dielectric Strength	250 VDC between adjacent switches		1	minute
Nonswitching Rating			50 or 12	mA or VDC

## Mechanical and Environmental

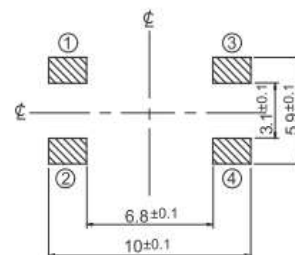
Soldering	Maximum reflow temperature, 260°C for 3 seconds Maximum manual temperature, 350°C for 3 seconds
RoHS	Lead-Free. Fully compliant to RoHS Directive 2011/65/EU
Operating Force	100, 160 or 260 gf
Actuation Life	100 gf: 100,000 cycles 160 gf: 80,000 cycles 260 gf: 60,000 cycles
Actuator Strength	2 Kgf maximum
Travel	0.25mm
Packaging	Standard tape and reel packaging
Operating Temperature Range	-40°C to +85°C
Storage Temperature Range	-40°C to +85°C

### Mechanical Specifications

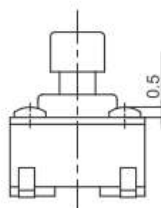
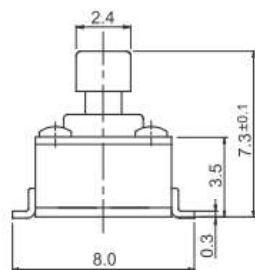
**Figure 1 – 222VMA., Surface Mount Gull Wing, Actuator Height 7.3mm**



**CIRCUIT DIAGRAM**



**PCB LAYOUT**



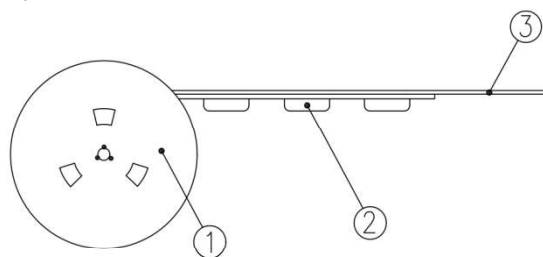
DIMENSION : mm  
STANDARD TOLERANCE :  
.X (1 PLACE) : ±0.3

### Packing: Tape and Reel

Surface Mount Gull Wing, Actuator Height 7.3mm

The packing specifications:

1. Structure and materials:



No	PART NAME	MATERIAL
①	REEL	POLYSTYRENE
②	CARRIER TAPE	POLYSTYRENE
③	COVER TAPE	POLYESTER

2. Packing quantity: 700 pcs/reel
3. More than 10 empty pockets should remain at each end of the carrier tape for each reel.
4. Shortage of less than 10 pcs a reel is acceptable but no more than 3 consecutive empty pockets are allowed.
5. Stripping strength of cover tape is between 10 gf to 130 gf and stripping angle should be within 165°~180°.
6. The product in the pocket of carrier tape should be placed in a specified correct position.
7. Tape and reel per EIA-481.
8. Dimensions:

