

# EAO – Your Expert Partner for Human Machine Interfaces

## 712F.401-W0 - Keylock switch actuator 3 positions square

### 712F.401-W0 - Keylock switch actuator 3 positions square



*Attention: The preview is based on a sample product. This can differ from your current configuration.*

#### Mounting

Mounting cut-out	Ø 16 mm
Design	raised

#### Front

Front dimension	24 mm x 24 mm
Front shape	square

#### Other Attributes

Weight	0,023 kg
--------	----------

#### Operating-/Indication part

Switching angle	
-----------------	--

#### IP-Rating

Front protection	IP65
------------------	------

#### Connection Method

Terminal	Solder 2.8 x 0.5 mm
----------	---------------------

#### Actuator

Switching action	Maintain(a) - Rest(a) - Maintain(a)
------------------	-------------------------------------

#### Switching element

Rotary positions	3
Contacts	2 NC + 2 NO
Switching current	5 A
Switching system	Snap-action switching element
Contact material	
Switching voltage	250 V AC

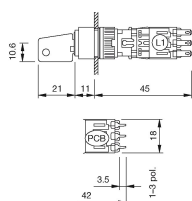
#### Function

Keylock switch	
----------------	--

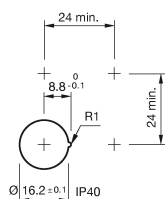
# EAO – Your Expert Partner for Human Machine Interfaces

## 712F.401-W0 - Keylock switch actuator 3 positions square

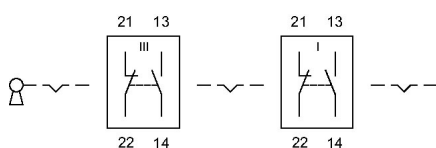
### Dimensions



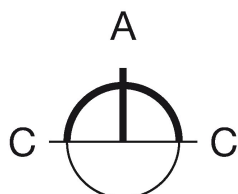
### Mounting cut-outs



### Wiring diagram



### Switching positions



### Additional information

Standard lock B2 300

Further lock numbers see «Technical data»

Use the location strip no. 260-0020-00 for anti-twisting of the front bezel. At momentary position the overturning force is max. 60 Ncm.

### Legend

Contacts: NC = Normally closed, NO = Normally open

Switching action: A = Rest, C = Maintained