

# E1SJA18-10.240M TR

[Click part number to visit Part Number Details page](#)

## REGULATORY COMPLIANCE (Data Sheet downloaded on Oct 14, 2016)


[Click badges to download compliance docs](#)

Regulatory Compliance standards are subject to updates by governing bodies. Click the badges to download the latest compliance docs for this part number directly from Ecliptek.



## ITEM DESCRIPTION

Quartz Crystal Resonator HC49/UP Short 2 Pad Surface Mount (SMD) 3.2mm Height Metal Resistance Weld Seal 10.240MHz  $\pm 15$ ppm at 25°C,  $\pm 30$ ppm over -40°C to +85°C 18pF Parallel Resonant

## ELECTRICAL SPECIFICATIONS

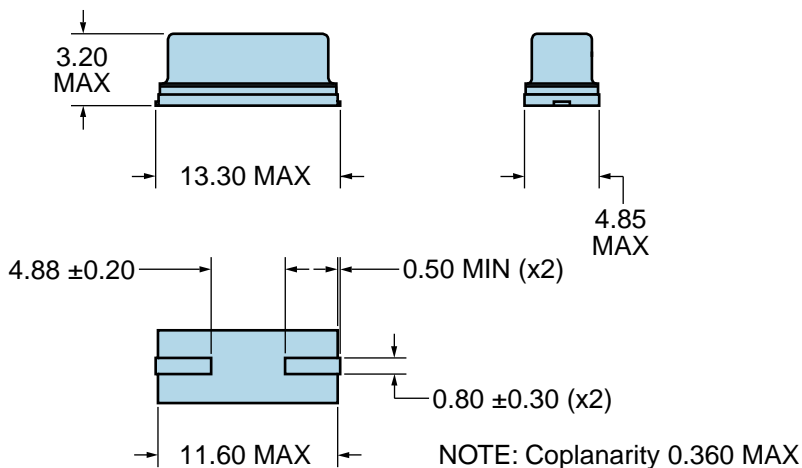
Nominal Frequency	10.240MHz
Frequency Tolerance/Stability	$\pm 15$ ppm at 25°C, $\pm 30$ ppm over -40°C to +85°C
Aging at 25°C	$\pm 5$ ppm/year Maximum
Load Capacitance	18pF Parallel Resonant
Shunt Capacitance	7pF Maximum
Equivalent Series Resistance	70 Ohms Maximum
Mode of Operation	AT-Cut Fundamental
Drive Level	1mWatt Maximum
Storage Temperature Range	-55°C to +125°C
Insulation Resistance	500 Megaohms Minimum (Measured at 100Vdc)

## ENVIRONMENTAL & MECHANICAL SPECIFICATIONS

ESD Susceptibility	MIL-STD-883, Method 3015, Class 1, HBM: 1500V
Fine Leak Test	MIL-STD-883, Method 1014, Condition A
Flammability	UL94-V0
Gross Leak Test	MIL-STD-883, Method 1014, Condition C
Mechanical Shock	MIL-STD-202, Method 213, Condition C
Moisture Resistance	MIL-STD-883, Method 1004
Moisture Sensitivity	J-STD-020, MSL1
Resistance to Soldering Heat	MIL-STD-202, Method 210, Condition K
Resistance to Solvents	MIL-STD-202, Method 215
Solderability	MIL-STD-883, Method 2003
Temperature Cycling	MIL-STD-883, Method 1010, Condition B
Vibration	MIL-STD-883, Method 2007, Condition A

# E1SJA18-10.240M TR [Click part number to visit Part Number Details page](#)

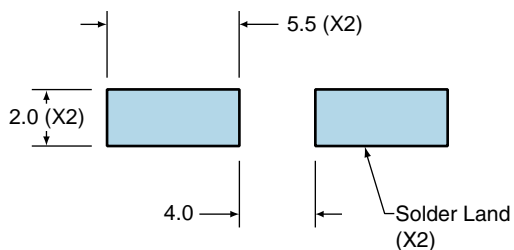
## MECHANICAL DIMENSIONS (all dimensions in millimeters)



LINE	MARKING
1	E10.240M E=Ecliptek Designator

## Suggested Solder Pad Layout

All Dimensions in Millimeters



All Tolerances are ±0.1

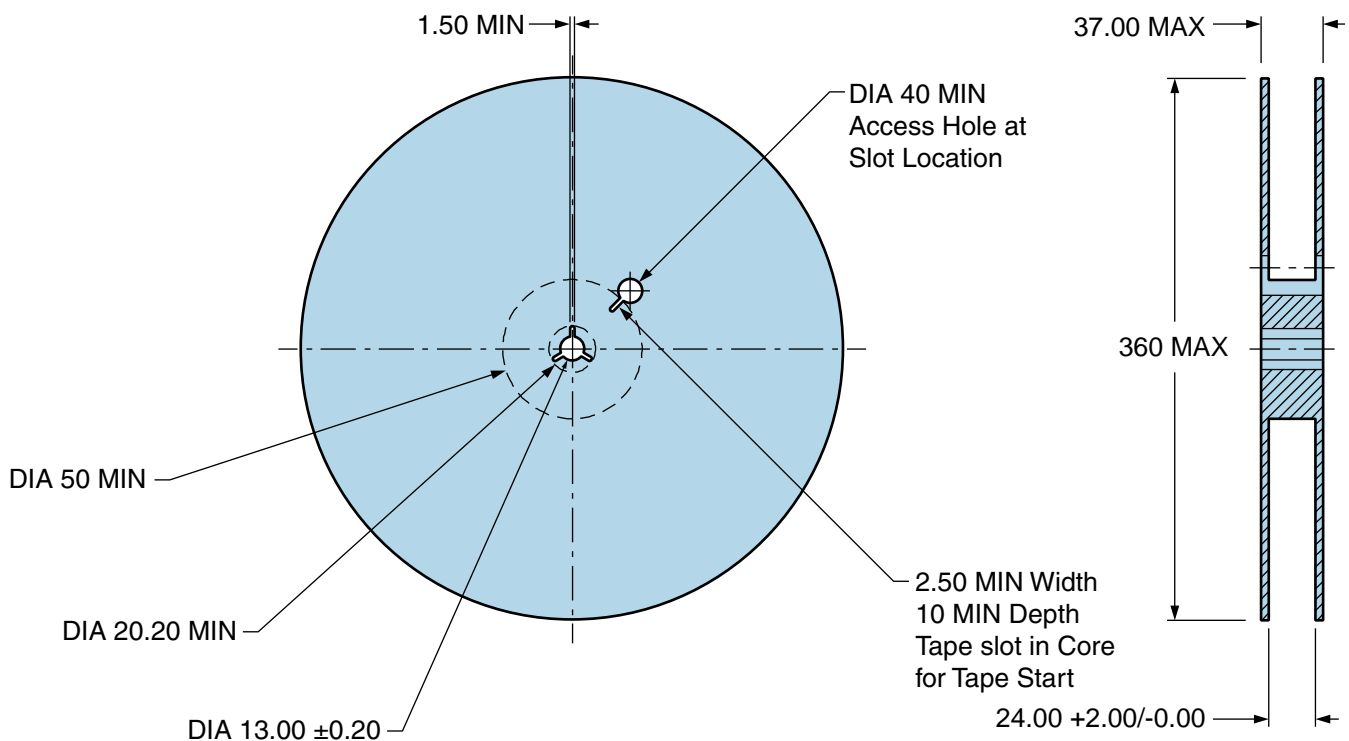
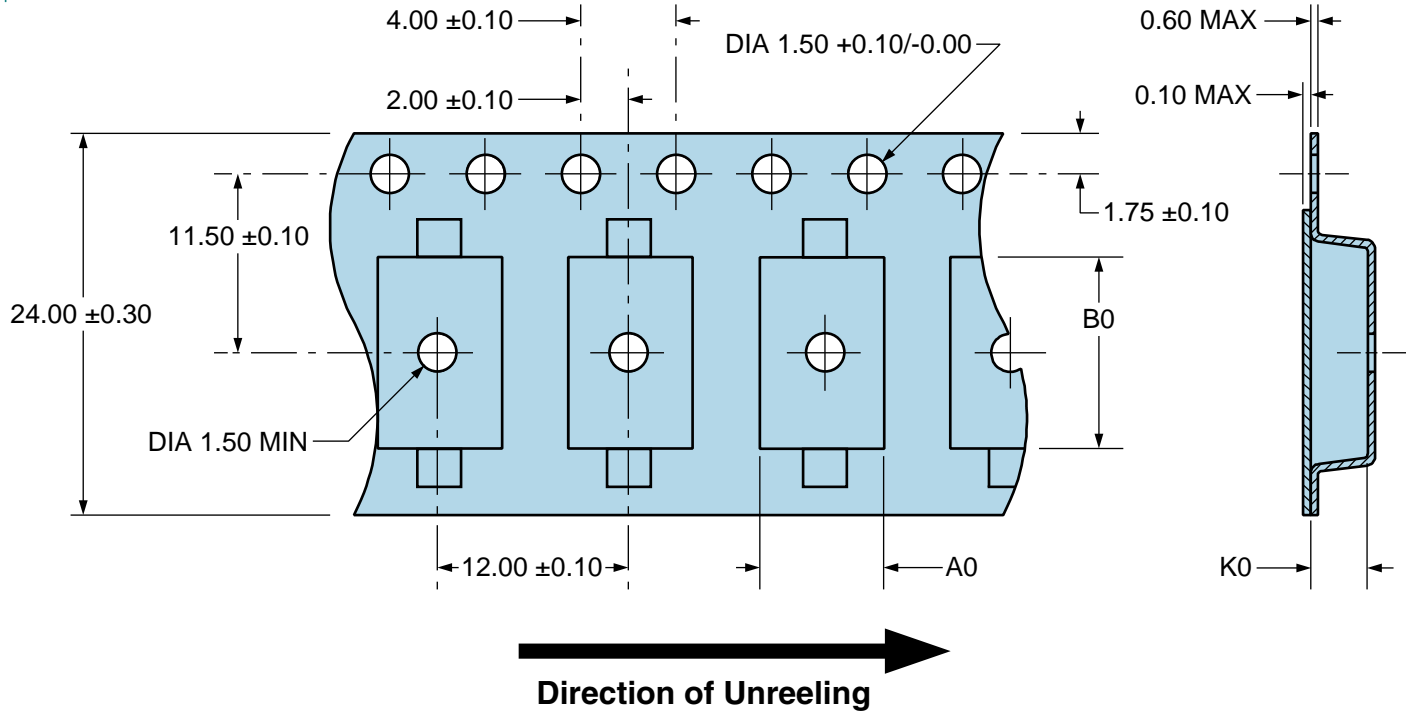
# E1SJA18-10.240M TR

## Tape & Reel Dimensions

Quantity Per Reel: 1,000 units

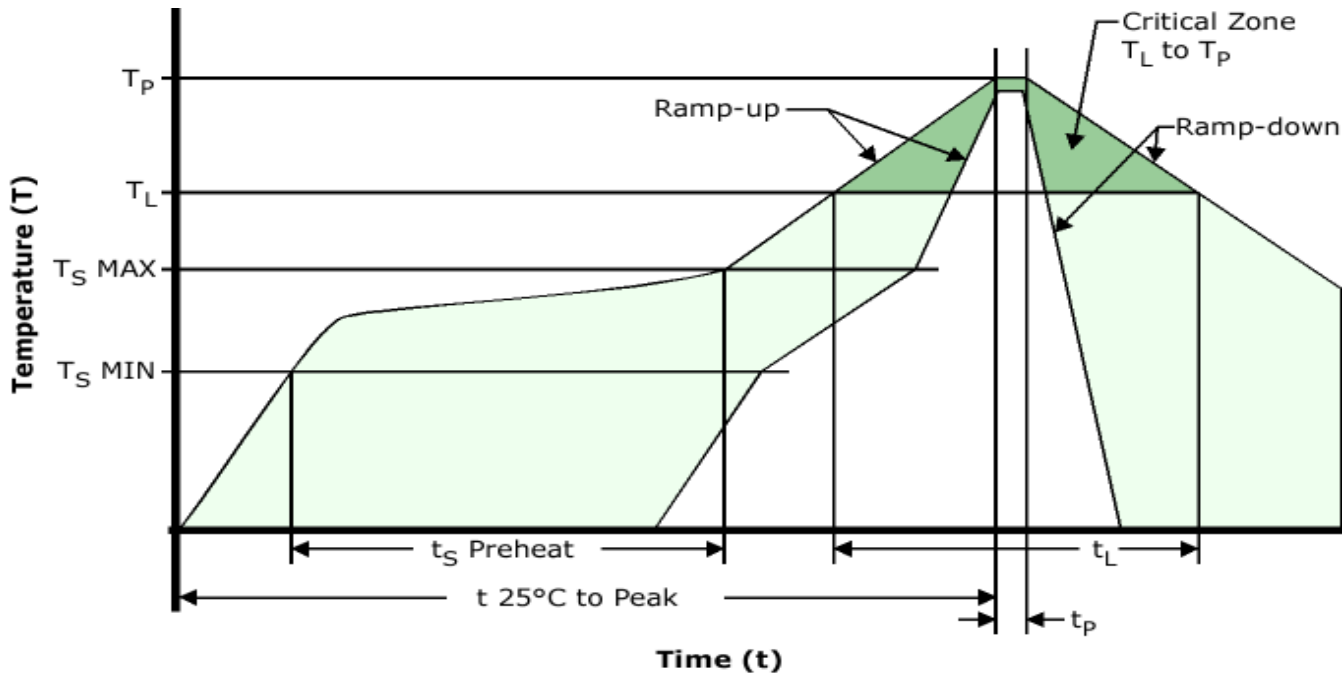
All Dimensions in Millimeters

Compliant to EIA-481



# E1SJA18-10.240M TR [Click part number to visit Part Number Details page](#)

## Recommended Solder Reflow Methods



### High Temperature Infrared/Convection

$T_S$  MAX to  $T_L$  (Ramp-up Rate) 3°C/Second Maximum

#### Preheat

- Temperature Minimum ( $T_S$  MIN) 150°C
- Temperature Typical ( $T_S$  TYP) 175°C
- Temperature Maximum ( $T_S$  MAX) 200°C
- Time ( $t_s$  MIN) 60 - 180 Seconds

Ramp-up Rate ( $T_L$  to  $T_P$ ) 3°C/Second Maximum

#### Time Maintained Above:

- Temperature ( $T_L$ ) 217°C
- Time ( $t_L$ ) 60 - 150 Seconds

Peak Temperature ( $T_P$ ) 260°C Maximum for 10 Seconds Maximum

Target Peak Temperature ( $T_P$  Target) 250°C +0/-5°C

Time within 5°C of actual peak ( $t_p$ ) 20 - 40 Seconds

Ramp-down Rate 6°C/Second Maximum

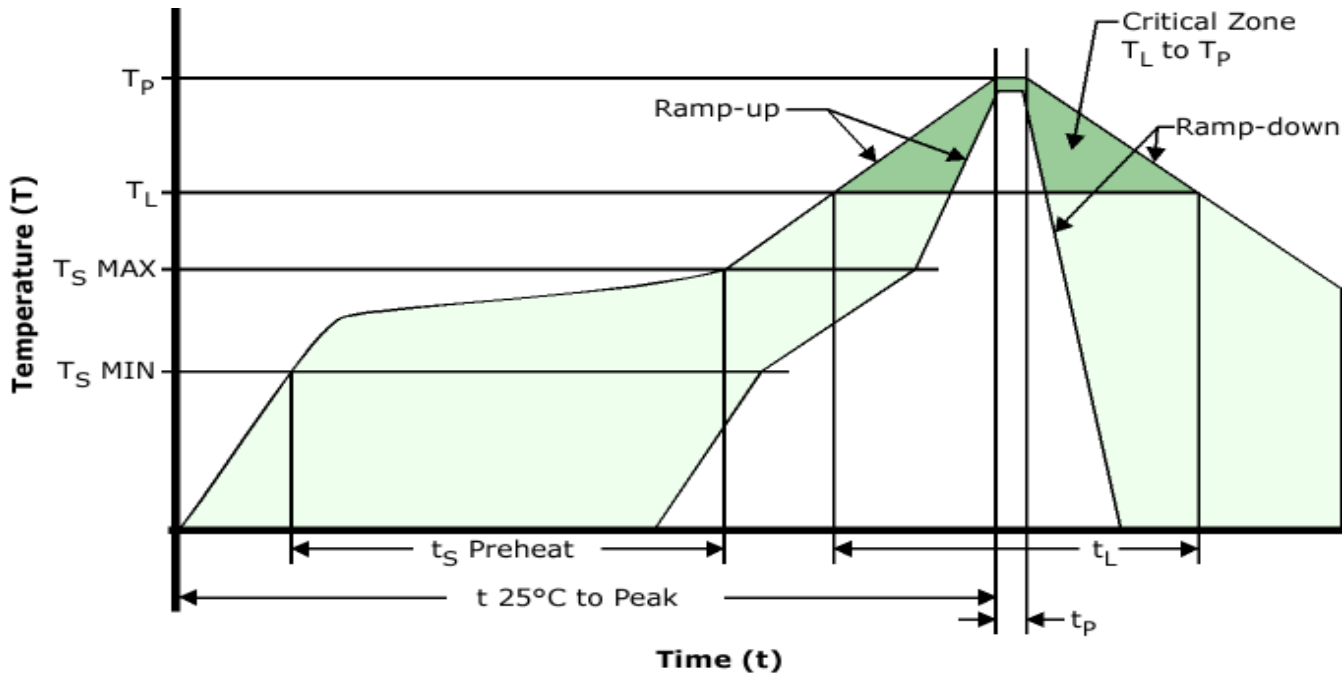
Time 25°C to Peak Temperature (t) 8 Minutes Maximum

Moisture Sensitivity Level Level 1

# E1SJA18-10.240M TR

[Click part number to visit Part Number Details page](#)

## Recommended Solder Reflow Methods



### Low Temperature Infrared/Convection 245°C

Ts MAX to TL (Ramp-up Rate)	5°C/Second Maximum
-----------------------------	--------------------

#### Preheat

- Temperature Minimum (Ts MIN)	N/A
- Temperature Typical (Ts TYP)	150°C
- Temperature Maximum (Ts MAX)	N/A
- Time (ts MIN)	30 - 60 Seconds

Ramp-up Rate (TL to TP)	5°C/Second Maximum
-------------------------	--------------------

#### Time Maintained Above:

- Temperature (TL)	150°C
- Time (tL)	200 Seconds Maximum

Peak Temperature (TP)	245°C Maximum
-----------------------	---------------

Target Peak Temperature (TP Target)	245°C Maximum 2 Times / 230°C Maximum 1 Time
-------------------------------------	--

Time within 5°C of actual peak (tp)	10 Seconds Maximum 2 Times / 80 Seconds Maximum 1 Time
-------------------------------------	--

Ramp-down Rate	5°C/Second Maximum
----------------	--------------------

Time 25°C to Peak Temperature (t)	N/A
-----------------------------------	-----

Moisture Sensitivity Level	Level 1
----------------------------	---------

### Low Temperature Manual Soldering

185°C Maximum for 10 Seconds Maximum, 2 times Maximum.

### High Temperature Manual Soldering

260°C Maximum for 5 Seconds Maximum, 2 times Maximum.