

Linear Lighting Pro Dimmable Series XLAVP(L)100

XLAVP(L)100 is a 60 and 100 Watt phase dimmable LED driver with constant voltage output. Developed for linear lighting application, this LED driver series comes in UL Listed Class 2 type and features patent pending, deep dimming technology with 0-100%, flicker free dimming and wide compatibility with phase-cut LED dimmer switches such as TRIAC/ELV and SCR type dimmers. Dimming is synchronized and load independent allowing for uniform light output for small and large installations. This units is IP65 rated and suitable for both indoor and outdoor installations.

Features

- Wide Dimmer compability-supports most phase type dimmers in the market, including leading edge and trailing edge, electronic low voltage (ELV), TRIAC, and SCR dimmers.
- Dimming Range: 0-100%
- Integral 1-10V Dimming options available
- Integral wiring compartments for reduced installaion costs
- Active Power Factor Correction, PF>0.9
- Energy Star Compliant
- Built-in protection: SCP, OTP, OVP, OCP
- UL Class II, cUL, CE, FCC Title 47 CFR 15 Class B
- IP 65
- 3 years warranty

XLAVP(L)100

Constant Voltage Dimmable LED Driver US Patent No.7,154,755&7,738,253



Model Selection Key

XLAVP(A)100-BCV-D

FC : Patented housing

B: 1 channel output

C: Max Vout

V: Voltage

Max Output Power

L: 100-120 Vac Input

Series Name

Model Number	Input Voltage Range (V _{AC})	Channel(s) Output	Output					Max Output Power (W)	Rated Output Power (W)
			Vout (V _{DC})	Loading Current (with dimmer) per Channel(A)		Loading Current (without dimmer) per Channel(A)			
				min	max	min	max		
XLAVP(L)100-112V-FC	100-120V	1	12	1.50	5.00	0	5.00	60	60
XLAVP(L)100-124V-FC	100-120V	1	24	1.20	4.00	0	4.00	96	96

FC = Patented, easy intall enclosure with integral wiring compartments.

* Dimming performance is not guaranteed when the loading current is below the min. value mentioned in the above table.

Input Specification

Voltage Range	Frequency Range	Max Inrush Current	Power Factor	Max Input Current:	THD
100-120 Vac	47-63 Hz	30A @ 120Vac;	0.9 min	1.2 A @ 85% Efficiency	<20% @ full load

Output Specification

Max Power	100 W	Noise/Ripple	2% of Rated Output Voltage*
Line Regulation	+/- 5% Max	Short Circuit Protection	Latch Mode
Current Regulation	N/A	Over Voltage Protection	105% of Voltage (typ) Min
Efficiency	80%(min) 12V 85%(min) 24V	Over Current Protection (OCP)	Foldback limiting
Start-up Time	1 sec. Typical	Over Temperature Protection	Shutdown, autorecovery
Hold-up Time	0.5mS @ full load, 100V _{AC} input	Load regulation	< 5%
PWM frequency	1 kHz		

* All noise measurements made at the output terminals, connected to a 20MHz low pass filter.

Environmental Specifications



MTBF	Cooling	Operating Temp	Storage Temp	Relative Humidity
80,000 hours (Full load @ 25°C Ambient, Based on MIL-217F)	Convection	-40°C to 60°C (Full load)	-40°C to 85°C	5% - 95 %

Compliance / Safety

EMI/RFI	ISPR-22 Class B FCC part 15 Class B EN55015, EMC
Safety Agency	UL 1012, 1310 Class 2, UL 8750, UL 879, CSA C22.2 No.107.1
Weatherability	IP 65; UL Wet Locations

Supported Dimming Options:

TRIAC/ ELV (Trailing/Leading Edge)/ SCR

Input		UL1015 rated, 18AWG
Output		

Mechanical

Material:

NEMA 3 Design with patented AC and DC wiring compartments, fully potted PCB.

Supported Dimmer List

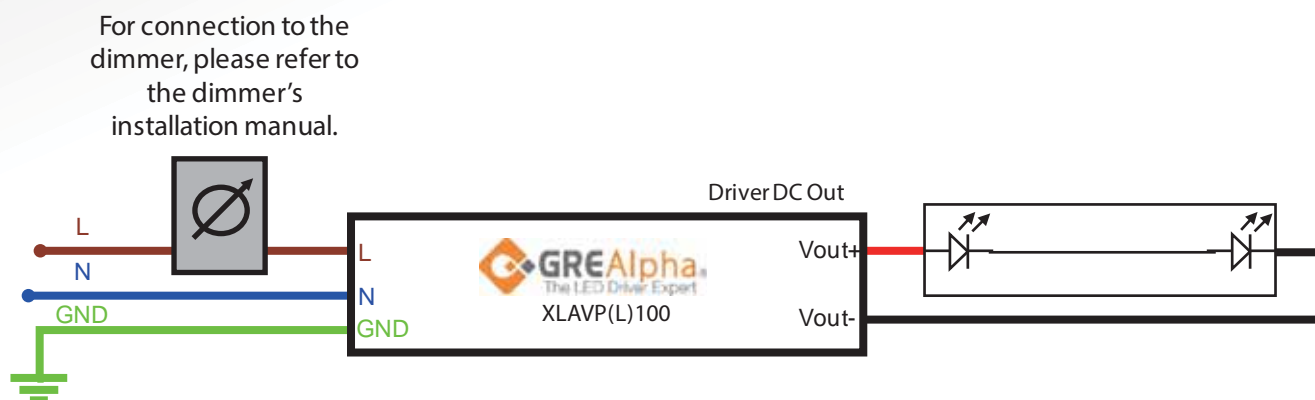
Brand	Series	Model	LED Flicker Free Test *
Lutron	CL	MACL-153M	Pass
Lutron	Skylark	S-600P	Pass
Lutron	Diva	DVELV-300P-WH	Pass**
Lutron	Maestro Wireless	MRF2S-6ND-120	Pass
Panasonic	----	WN575149	Pass

Remark:


* - Flicker tests were carried out to ensure full range, flicker-free dimming from min to full load. This is a representative list of dimmers only. GRE Alpha makes no specific recommendation on product selection and there are no warranties of performance or compatibility implied. Refer to dimmer manufacturers for further information on LED compatibility.- Lutron, Panasonic and their product brand names are registered trademarks of each respective company.

** Note: Due to dimmer operating characteristics, light output settling may be visible at initial power up.

Wiring Diagrams



Mechanical and Wiring Diagrams



Packing Information:

6 pcs/carton;

354(L)*76(W)*43.5(H) (mm)

Information furnished is believed to be accurate and reliable. However, GRE Alpha assumes no responsibility for the consequences of use of such information nor for any infringement of patents or other rights of third parties which may result from its use. No license is granted by implication or otherwise under any patent or patent rights of GRE Alpha. Specifications mentioned in this publication are subject to change without notice. This publication supersedes and replaces all information previously supplied.

The GRE Alpha logo is a registered trademark of GRE Alpha Electronics Ltd.
All other names are the property of their respective owners

Copyright © 2018 GRE Alpha. All rights reserved. Reproduction in whole or in part without permission is prohibited.

XLAVP100_201809

Preliminary datasheet for reference only