


# SpectraDIL - 014 style SDS, SDC, SDD ranges

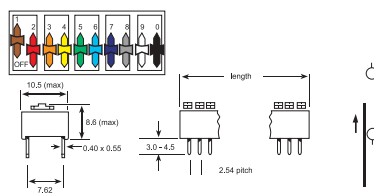


This series offers standard programme setting switches to suit applications where 'end stacking' up to any number of switches without missing a pitch is required.

- Large numerals and actuators plus EIA colour coded sliders with open access to them.
- Base sealed for flow soldering. If immersion washing, use 023 series.
- 1µm hard gold plated wiping contact gives high reliability in low level circuits.
- If you have a volume requirement for a product variant not shown on this sheet please contact us.

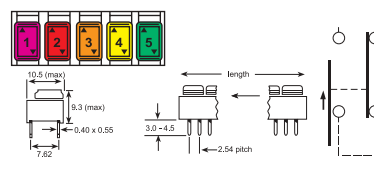
## SpectraDIL ON/OFF s.p.s.t SDS 014 series

Number of s.p.s.t	Part Nos SDS-plus suffix	Length mm max
1	1-014	3.1
2	2-014	5.0
4	4-014	10.1
6	6-014	15.0
8	8-014	20.1
10	10-014	25.2



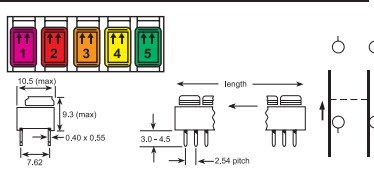
## SpectraDIL CHANGEOVER s.p.d.t. SDC 014 series

Number of s.p.d.t	Part Nos SDC-plus suffix	Length mm max
1	1-014	5.0
2	2-014	10.1
3	3-014	15.0
4	4-014	20.1
5	5-014	25.2



## SpectraDIL GANGED ON/OFF d.p.s.t SDD 014 series

Number of d.p.s.t	Part Nos SDD-plus suffix	Length mm max
1	1-014	5.0
2	2-014	10.1
3	3-014	15.0
4	4-014	20.1
5	5-014	25.2



## Principal Electrical and Performance Data

at 20°C 70% R.H.

**Contact Ratings:** Non Switching: 100Vac, 5A  
Switching: 1µV to 100V, 1µA to 1A up to 10VA.

**Initial Contact Resistance:** (at 10mV, 10mA max.)  
Typical: 10mΩ. Max. 20mΩ.

**Insulation Resistance:** (at 500Vdc min.) 10,000MΩ.

**Life:** For the first 1000 closures the standard deviation of the change in resistance from the mean is usually less than 1mΩ. Mechanical wear out of the sliding actuator is usually observed after 10,000 operations.

**Dielectric Strength:** 1 minute: 500Vrms 50Hz.

**Capacitance Between Open Contacts:** < 1pf at 1KHz.

**Temperature:** Operating range for continuous electrical use and manual operation is restricted to -55°C to +100°C for standard products.

**Humidity:** BS 2011 Test Ca: 56 days.

**Bump:** BS 2011 Test Eb: No contact interruptions > 1µs during 4000 bumps at 390m/s<sup>2</sup> (40g).

**Acceleration:** BS 2011 Test Ga: No contact interruptions > 1µs during test at 980 m/s<sup>2</sup> (100g).

**Vibration:** BS 2011 Test Fc: 10 to 2000Hz. No contact interruptions > 1µs during test at 147m/s<sup>2</sup> (15g) or 1.0mm displacement amplitude.

**Shock:** BS 2011 Test Ea: 980 m/s<sup>2</sup> (100g). No contact interruptions > 1µs during test.

**Soldering:** solderability: < 2 seconds to wet at 235°C as per IEC 68 and BS 2011 Test T, solder bath method.

Resistance to soldering heat as per IEC 68 and BS 2011 10 seconds satisfactory at 260°C when mounted on 1.5mm PCB.

Please note: BS 2011 is now superseded by BS EN 60068.