

DLW5ATZ501TQ2#

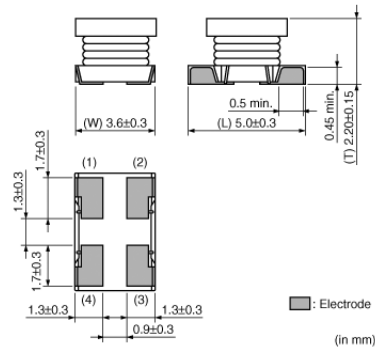
“#” indicates a package specification code.



< List of part numbers with package codes >

DLW5ATZ501TQ2K DLW5ATZ501TQ2L DLW5ATZ501TQ2B

Appearance & Shape



Features

Low profile (h=2.35mm) chip common mode choke coil.
Suitable for noise suppression at DC power lines.

Features

1. Low profile (h=2.35mm)
2. Small size (5.0x3.6mm)
3. Large Current Available (1.5A to 4A)
4. Operating Temperature Range -40°C to +105°C

Applications

Automotive Usage	Infotainment
------------------	--------------

Packaging Information

Packaging	Specifications	Minimum Order Quantity
K	330mm Embossed Tape	2500
L	180mm Embossed Tape	700
B	Bulk(Bag)	100

Attention

1. This datasheet is downloaded from the website of Murata Manufacturing Co., Ltd. Therefore, it's specifications are subject to change or our products in it may be discontinued without advance notice. Please check with our sales representatives or product engineers before ordering.
2. This datasheet has only typical specifications because there is no space for detailed specifications.
Therefore, please review our product specifications or consult the approval sheet for product specifications before ordering.

DLW5ATZ501TQ2#

“#” indicates a package specification code.

Specifications

Shape	SMD	DC Resistance(max.)	0.056Ω
Size Code (in mm)	5036	DC Resistance	0.056Ω max.
Size Code (in inch)	2014	Insulation Resistance(min.)	10MΩ
Length	5.0mm	Operating Temperature Range	-40°C to 105°C
Length Tolerance	±0.3mm	Mass(typ.)	0.14g
Width	3.6mm	Number of Circuit	1
Width Tolerance	±0.3mm	Operating Temperature Range(Self-temperature rise is included)	No
Thickness	2.2mm		
Thickness Tolerance	±0.15mm		
Common Mode Impedance (at 100MHz)	500Ω		
Common Mode Impedance (at 100MHz) Tolerance	(Typ.)		
Common Mode Impedance (at 10MHz)	55Ω		
Common Mode Impedance (at 10MHz) Tolerance	±25%		
Rated Current	1.5A		
Derating of Rated Current	No		
Rated Voltage	50Vdc		
Withstanding Voltage	125Vdc		

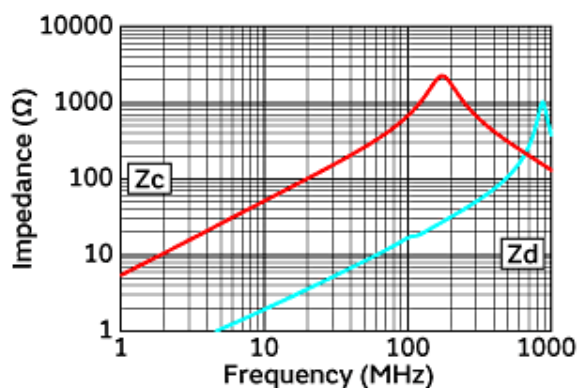
Attention

- 1.This datasheet is downloaded from the website of Murata Manufacturing Co., Ltd. Therefore, it's specifications are subject to change or our products in it may be discontinued without advance notice. Please check with our sales representatives or product engineers before ordering.
- 2.This datasheet has only typical specifications because there is no space for detailed specifications.
Therefore, please review our product specifications or consult the approval sheet for product specifications before ordering.

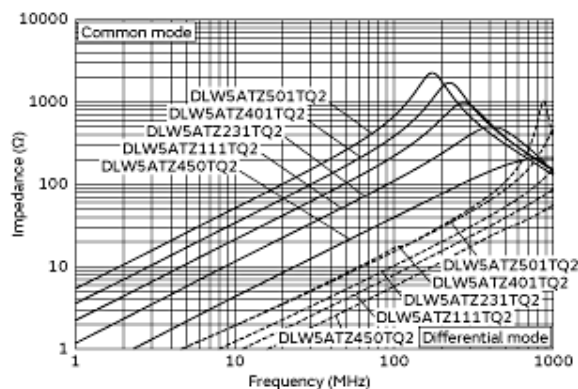
DLW5ATZ501TQ2#

“#” indicates a package specification code.

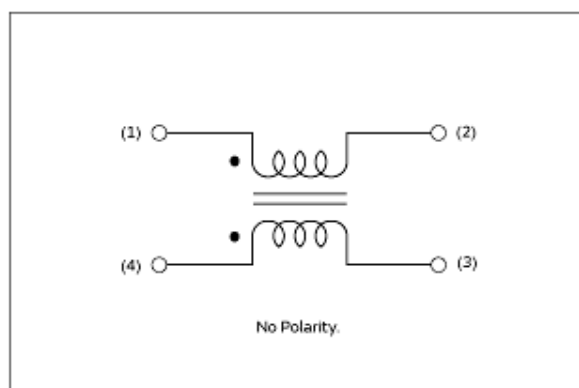
Product Data



Impedance-Frequency Characteristics



Impedance-Frequency Characteristics
(Main Items)



Equivalent Circuit

Attention

- 1.This datasheet is downloaded from the website of Murata Manufacturing Co., Ltd. Therefore, it's specifications are subject to change or our products in it may be discontinued without advance notice. Please check with our sales representatives or product engineers before ordering.
- 2.This datasheet has only typical specifications because there is no space for detailed specifications. Therefore, please review our product specifications or consult the approval sheet for product specifications before ordering.