


specifications

SC pre-polished fiber optic connectors shall be TIA/EIA-604 FOCIS-3 compliant and contain a factory-terminated fiber, eliminating field polishing and adhesive. SC pre-polished connectors shall have an average insertion loss of 0.3dB per mated pair for multimode and singlemode fiber. SC pre-polished connectors shall captivate fiber and buffer in one action allowing for up to two re-terminations with no degradation in performance.



technical information

Standards requirements:	TIA/EIA-604 FOCIS-3 compliant; exceeds TIA/EIA-568-B.3 requirements
Fiber compatibility:	62.5/125µm OM1, 50/125µm OM2, 10Gig™ 50/125µm laser optimized OM3/OM4 and 9/125µm OS1/OS2
Fiber cable type:	900µm tight-buffered cable only
Fiber cable size:	1.6mm – 2.0mm and 3.0mm jacketed cable with optional boots
Ferrule type:	Zirconia ceramic or composite ferrule with a pre-polished fiber stub
Insertion loss:	Ceramic: 0.3dB average (multimode and singlemode) Composite: 0.3dB average (multimode)
Return loss:	Ceramic: >20dB (multimode), >26dB (10Gig™ multimode), >50dB (singlemode) Composite: >20dB (multimode)

key features and benefits

SC OptiCam® Connectors

Factory pre-polished fiber stub endface	Eliminates inconsistent and time-consuming field polishing to deliver required optical performance; reduces termination time (less than half the time of field polish connectors) and the number of installation tools required
Dual cam design with fiber and buffer clamps	Secures both the fiber and the buffer during the camming step to facilitate consistent termination results; reduces the termination time compared to conventional termination methods
PATENTED	Allows up to two re-terminations to achieve optimum termination results; reduces the number of rejected connectors and terminations to provide yield rates approaching 100% for lower installed costs
Translucent inner housing assembly	Facilitates inspection of the fiber termination quality; results in rapid installations, improved termination yields, and lower installed costs
Non-optical disconnect	Maintains data transmission under tensile loads for jacketed cable
Mechanical cable retention	Consistently provides higher than industry standard cable retention; requires no adhesive, speeding installation
Choice of zirconia ceramic or composite ferrules	Provides material option with comparable performance to meet application requirements; zirconia ceramic provides the highest durability for repeated matings

OptiCam® Termination Tool

Universal termination tool	Secures both fiber and buffer in one action for all OptiCam® Connectors with connector specific cradles (included); ensures fast, consistent, and optimal terminations
Integrated visual termination indicator (VTI)	Offers visual indication of proper termination after the cam step has been completed; virtually eliminates operator error to deliver a higher yield for a lower installed cost

applications

SC fiber optic connectors are widely used in fiber optic backbone and horizontal applications for high-speed data transmission. Typical applications for SC OptiCam® Connectors include maintenance or emergency restoration of fiber networks and retrofit/initial install in both behind-the-wall (BTW) and in the permanent side of panelized interconnect and cross-connect. SC OptiCam® Connectors eliminate the need

for end face polishing and adhesive providing easier, faster installation, especially in remote areas and confined spaces. The hand-held OptiCam® Termination Tool gives installers the flexibility to terminate in very close proximity to the application without having to switch tools or find benchtop space.

www.panduit.com

SC OptiCam® Pre-Polished Connectors with Zirconia Ceramic Ferrules

10Gig™ 50/125µm (laser optimized) simplex:	FSCMCXAQ*
10Gig™ 50/125µm (laser optimized) duplex:	FSCDMCXAQ
50/125µm simplex:	FSCMC5BL*
50/125µm duplex:	FSCDMC5BL
62.5/125µm simplex:	FSCMC6BL*
62.5/125µm duplex:	FSCDMC6BL
9/125µm simplex:	FSCSCBU*

SC OptiCam® Pre-Polished Connectors with Composite Ferrules

50/125µm simplex:	FSCMPC5BL*
62.5/125µm simplex:	FSCMPC6BL*

OptiCam® 1.6/2.0mm Boot Assemblies

10Gig™ multimode (aqua):	FMCBT2AQ-X*
Multimode (black):	FMCBT2BL-X
Singlemode (blue):	FSCBT2BU-X

OptiCam® 3.0mm Boot Assemblies

10Gig™ multimode (aqua):	FMCBT3AQ-X*
Multimode (black):	FMCBT3BL-X
Singlemode (blue):	FSCBT3BU-X

*X = Bag of 10 Boots; 100 per carton.

OptiCam® Termination Tooling

OptiCam® Termination Kit:	FCAMKIT
----------------------------------	---------

OptiCam® Conversion Kit (upgrades Opti-Crimp® Kit to also terminate OptiCam® Connectors): FPPKIT-CVY

Field Polish Kit Upgrade (upgrades Field Polish Kit to also terminate OptiCam® Connectors): FIELDKITUPG

SC cradles (2 per pkg.): FSCC

SC Fiber Optic Adapters

10Gig™ multimode:	FADSCAQ-L*
Multimode:	FADSCBL-L
Singlemode:	FADSCZBU-L

*L = Bag of 50 adapters; 100 per carton.

Mini-Com® SC Adapter Modules

10Gig™ multimode:	CMDAQSC**
Multimode:	CMDEISC**
Singlemode:	CMSBUSCZ**

**Substitute for module color: EI = Electric Ivory, BU = Blue, BL = Black, IW = Off White, AW = Arctic White.

Opticom® SC Fiber Adapter Panels

3 duplex MM adapters:	FAP3WEIDSC
3 duplex SM adapters:	FAP3WBUDSCZ
6 simplex MM adapters:	FAP6WEISC
6 simplex SM adapters:	FAP6WBUSCZ

Opti-Core® SC Patch Cords

Duplex SC to SC:	FAD3-3M±Y
Simplex SC to SC:	FAS3-3M±Y
Duplex SC to LC:	FAD3-10M±Y
Simplex SC to LC:	FAS3-10M±Y

*Add -C to simplex connector part numbers for bulk packs of 100 connectors.

^Substitute for fiber type: 6 = 62.5/125µm OM1, 5 = 50/125µm OM2, X = 10Gig™ 50/125µm OM3/OM4 or 9 = 9/125µm OS1/OS2.

‡Substitute for length in meters: 1, 2, 3, 5 or 10.

Contact Customer Service for other available lengths.

SC OptiCam® Pre-Polished Fiber Optic Connectors

performance information

Test Parameter	Description	Result
Qualification test suite (TIA/EIA-568-B.3 requirements)	Complete testing protocol per TIA/EIA-568-B.3 using TIA/EIA FOTPs that include mechanical, environmental, and optical test sequences	Exceeds TIA/EIA-568-B.3 requirements
Connector intermatability	Dimensional and material compliance to TIA/EIA standards	All connectors are FOCIS compliant with TIA/EIA-604-3
Repeated mating	500 mate/unmate cycles Max. insertion loss: 0.75dB Min. return loss: 20dB	Exceeds TIA/EIA-568-B.3 test requirements: <0.1dB additional insertion loss
Cable retention (straight pull): 900µm tight-buffered fiber Jacketed cable	TIA/EIA-568-B.3 requirement: 0.5 lbs. load applied with <0.5dB increase in insertion loss after test 11.24 lbs. load applied with <0.5dB increase in insertion loss after test	Exceeds TIA/EIA-568-B.3 requirements: 1.0 lbs. avg. load applied with <0.2dB increase in insertion loss after test 11.24 lbs. load applied with <0.1dB increase in insertion loss after test*

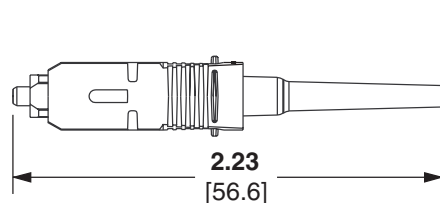
*Jacketed cable retention tensile load may vary based on specific manufacturer's jacketed cable diameter and aramid yarn count.

selection information

Part Number	Connector Type	Ferrule Material	Fiber	Ferrule Finish	Housing Color	Backbone Color	Boot Color	Average Insertion Loss**	Return Loss
FSCMCXAQ	Simplex	Zirconia Ceramic	10 GbE 50/125µm (laser optimized) OM3/OM4	SPC	Black	Aqua	Aqua	0.3dB	>26dB
FSCDMCXAQ	Duplex								
FSCMC5BL	Simplex	Zirconia Ceramic	50/125µm OM2	SPC	Black	Black	Black	0.3dB	>20dB
FSCDMC5BL	Duplex								
FSCMPC5BL	Simplex	Composite							
FSCMC6BL	Simplex	Zirconia Ceramic	62.5/125µm OM1	SPC	Electric Ivory	Electric Ivory	Black	0.3dB	>20dB
FSCDMC6BL	Duplex								
FSCMPC6BL	Simplex	Composite							
FSCSCBU	Simplex	Zirconia Ceramic	9/125µm OS1/OS2	UPC	Blue	Blue	Blue	0.3dB	>50dB

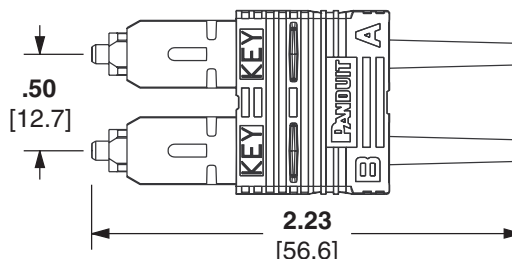
**All connector insertion loss values calculated from tests taken with precision launch jumper assemblies per TIA/EIA-FOTP-171.

SC OptiCam® Pre-Polished
Simplex Connector



FSCMC***

SC OptiCam® Pre-Polished
Duplex Connector



FSCDMC***

OptiCam® Termination Tool



OCTT
(Patch cords available separately
or in termination kits)

***Substitute for fiber type: For multimode, insert XAQ for 10Gig™ 50/125µm, 5BL for 50/125µm, or 6BL for 62.5/125µm.
For composite ferrules, insert a P after the M in the part number. For singlemode, insert BU for 9/125µm, and replace M with S.
Dimensions are in inches [Dimensions in brackets are in millimeters]

WORLDWIDE SUBSIDIARIES AND SALES OFFICES

PANDUIT CANADA
Markham, Ontario
cs-cdn@panduit.com
Phone: 800.777.3300

PANDUIT EUROPE LTD.
London, UK
cs-emea@panduit.com
Phone: 44.20.8601.7200

PANDUIT SINGAPORE PTE. LTD.
Republic of Singapore
cs-ap@panduit.com
Phone: 65.6305.7575

PANDUIT JAPAN
Tokyo, Japan
cs-japan@panduit.com
Phone: 81.3.6863.6000

PANDUIT LATIN AMERICA
Jalisco, Mexico
cs-la@panduit.com
Phone: 52.33.3777.6000

PANDUIT AUSTRALIA PTY. LTD.
Victoria, Australia
cs-aus@panduit.com
Phone: 61.3.9794.9020

For a copy of Panduit product warranties, log on to www.panduit.com/warranty

For more information

Visit us at www.panduit.com

Contact Customer Service by email: cs@panduit.com
or by phone: 800-777-3300 and reference FBSP17

PANDUIT®

©2009 Panduit Corp.
ALL RIGHTS RESERVED.
WW-FBSP17
9/2009