

AC charging cable - EV-T1G2C-1AC32A-25FT10ASBK01 - 1628423

Please be informed that the data shown in this PDF Document is generated from our Online Catalog. Please find the complete data in the user's documentation. Our General Terms of Use for Downloads are valid (<http://phoenixcontact.com/download>)



AC charging cable, With vehicle charging connector and open cable end, With protective cap, Housing color black-gray, For charging electric vehicles (EV) with alternating current (AC) via type 1 vehicle charging inlets, For installation at charging stations for electromobility (EVSE), Type 1, SAE J1772, IEC 62196-2, 32 A / 250 V (AC), C-Line, "PHOENIX CONTACT" logo, cable: 25 ft, black, straight, NOTE: Cable management may be required.

Product Description


AC charging cable with Vehicle Connector and open cable end for charging electric vehicles (EV) with alternating current (AC) via type 1 Vehicle Inlets, for installation at charging stations for E-Mobility (EVSE)

Your advantages

- ✓ Consistent design of all Phoenix Contact Vehicle Connectors and Infrastructure Plugs
- ✓ Silver-plated surface of the power and signal contacts
- ✓ Certified in accordance with IATF 16949:2016 and ISO 9001:2015
- ✓ Convenient handling, thanks to the ergonomic handle and additional, rubber grip components
- ✓ Tested in accordance with selected tests of automotive standards LV124, LV214, LV215-2
- ✓ Reliable function of the locking lever with additional seal
- ✓ Consistent longitudinal water tightness prevents water ingress in the cable

RoHS

Key Commercial Data

Packing unit	1 pc
GTIN	 4 055626 446592
GTIN	4055626446592

Technical data

Product definition

Type	AC charging cable
	With vehicle charging connector and open cable end
	With protective cap
	Housing color black-gray
Application	For charging electric vehicles (EV) with alternating current (AC) via type 1 vehicle charging inlets
	For installation at charging stations for electromobility (EVSE)

AC charging cable - EV-T1G2C-1AC32A-25FT10ASBK01 - 1628423

Technical data

Product definition

Affixed logo	"PHOENIX CONTACT" logo
Design	C-Line
Standards/regulations	SAE J1772
	IEC 62196-2
Charging standard	Type 1
Charging mode	Level 2
Normative cable length restrictions	NOTE: Cable management may be required.
	Cable management is required in certain regions if the cable length exceeds 5.0 m (Switzerland) or 7.5 m (USA) (IEC 61851-1).

Dimensions

Height	151.1 mm (Vehicle charging connector)
Width	58 mm (Vehicle charging connector)
Depth	236.1 mm (Vehicle charging connector)
Conductor length	25 ft
Stripping length	70 mm ±5 mm

Ambient conditions

Ambient temperature (operation)	-30 °C ... 50 °C
Ambient temperature (storage/transport)	-40 °C ... 80 °C
Max. altitude	5000 m (above sea level)
Degree of protection	3R (plugged in; when plugged in and ready to operate, the degree of protection is only ensued if both plug-in components are original products from Phoenix Contact or suitable standard-compliant products)

Electrical properties

Maximum charging power	8 kW
Number of phases	1
Number of power contacts	3 (L1, N, PE)
Rated current of power contacts	32 A
Rated voltage for power contacts	250 V AC
Number of signal contacts	2 (CP, CS)
Rated current for signal contacts	2 A
Rated voltage for signal contacts	30 V AC
Type of signal transmission	Pulse width modulation
Note on the connection method	Crimp connection, cannot be disconnected
Resistor coding	480 Ω (Lever actuated)
	150 Ω (Lever not actuated)

Mechanical properties

Insertion/withdrawal cycles	> 10000
Insertion force	< 75 N
Withdrawal force	< 75 N

Design

AC charging cable - EV-T1G2C-1AC32A-25FT10ASBK01 - 1628423

Technical data

Design

Design line	C-Line
Housing color	black
Mating face color	black
Color handle area	gray
Actuating element color	silver
Color protective cap	black
Customer variations	On request

Material

Housing material	Plastic
Material handle area	Soft plastic
Actuating lever material	Metal
Material protective cap	Soft plastic
Material mating face	Plastic
Flammability rating	V0
Material surface of contacts	Ag

Cable

Cable structure	3 x 10 AWG + 1 x 18 AWG
Wiring standards/regulations	UL 62
	FFSO7.E343212
External cable diameter	17 mm ±0.4 mm
Type of conductor	straight
Cable resistance	≤ 0.00351 Ω/m (based on a power core, at an ambient temperature of 20°C)
Outer sheath, material	TPE
External sheath, color	black
Minimum bending radius	255 mm (15 x diameter)
Cable weight	max. 385 kg/km

Locking

Locking type	No locking option for U-lock
--------------	------------------------------

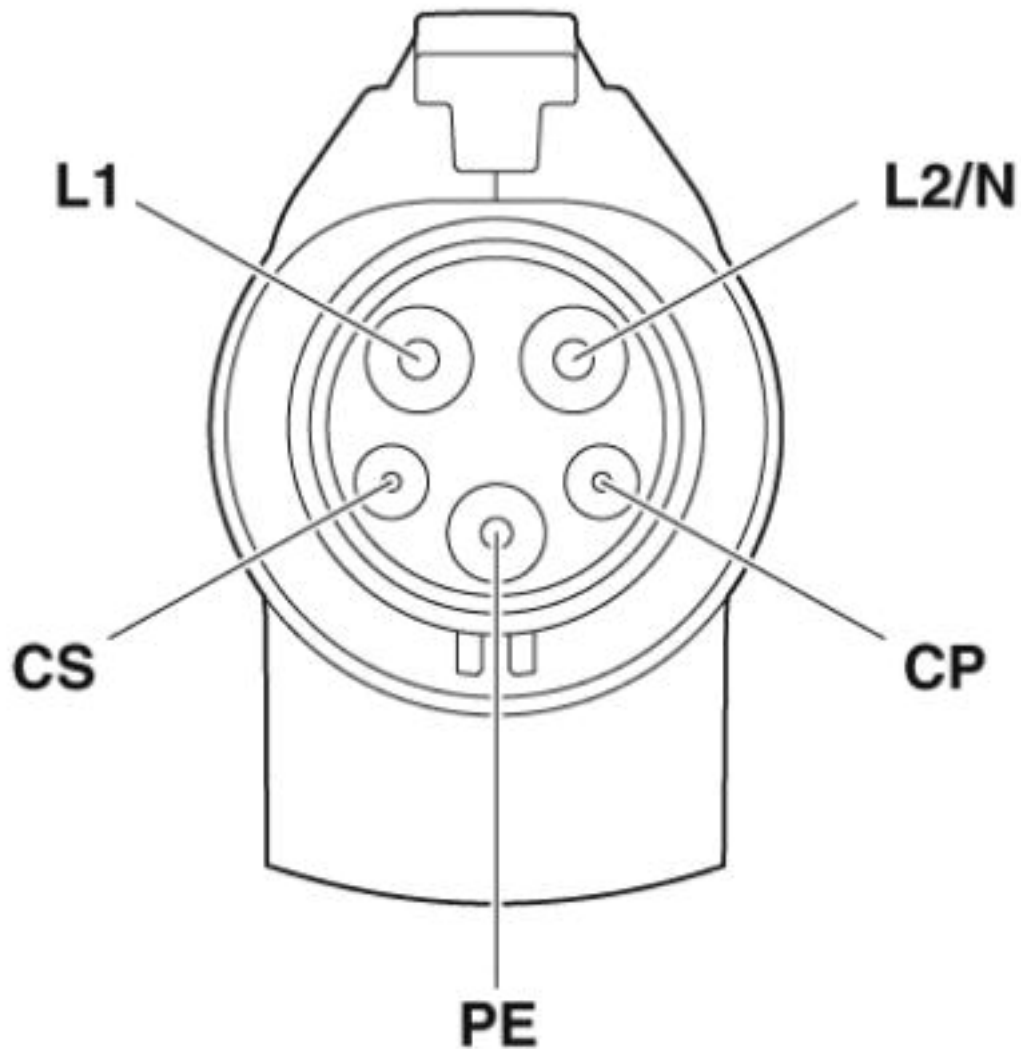
Environmental Product Compliance

REACH SVHC	Lead 7439-92-1
China RoHS	Environmentally Friendly Use Period = 10;
	For details about hazardous substances go to tab "Downloads", Category "Manufacturer's declaration"

Drawings

AC charging cable - EV-T1G2C-1AC32A-25FT10ASBK01 - 1628423

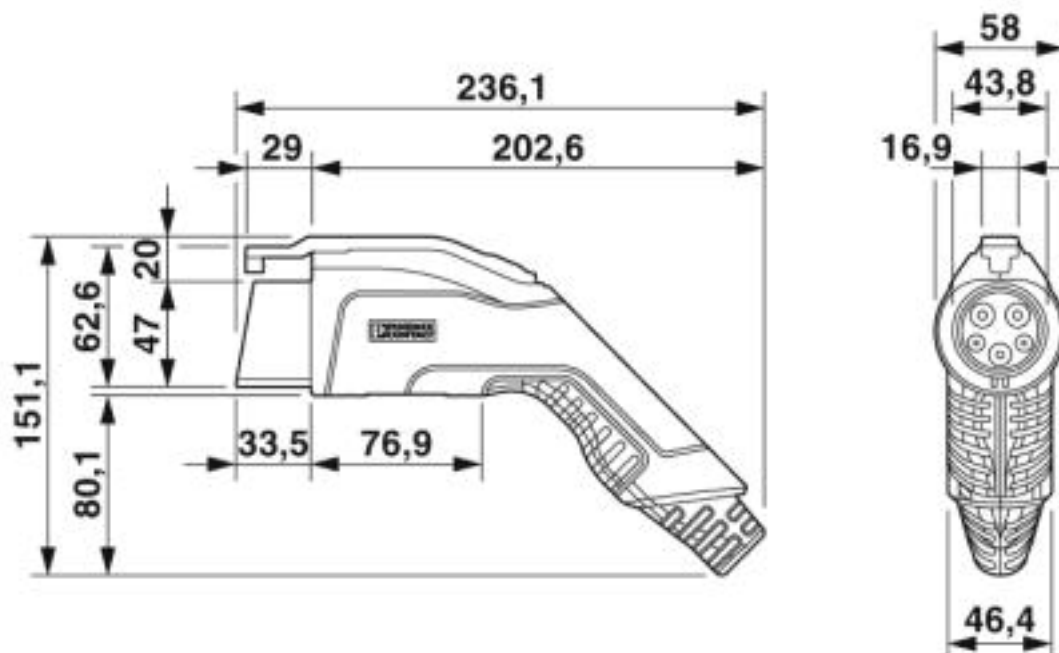
Connection diagram



Pin assignment of the Vehicle Connector

AC charging cable - EV-T1G2C-1AC32A-25FT10ASBK01 - 1628423

Dimensional drawing



Ensure that the vehicle connector is placed in an appropriate resting position that ensures a minimum protection rating of IP24 in accordance with IEC 61851-1 for the entire time between charging. Use the dimensions of the vehicle connector to create this type of resting position. Detailed specifications can also be found in the download area.

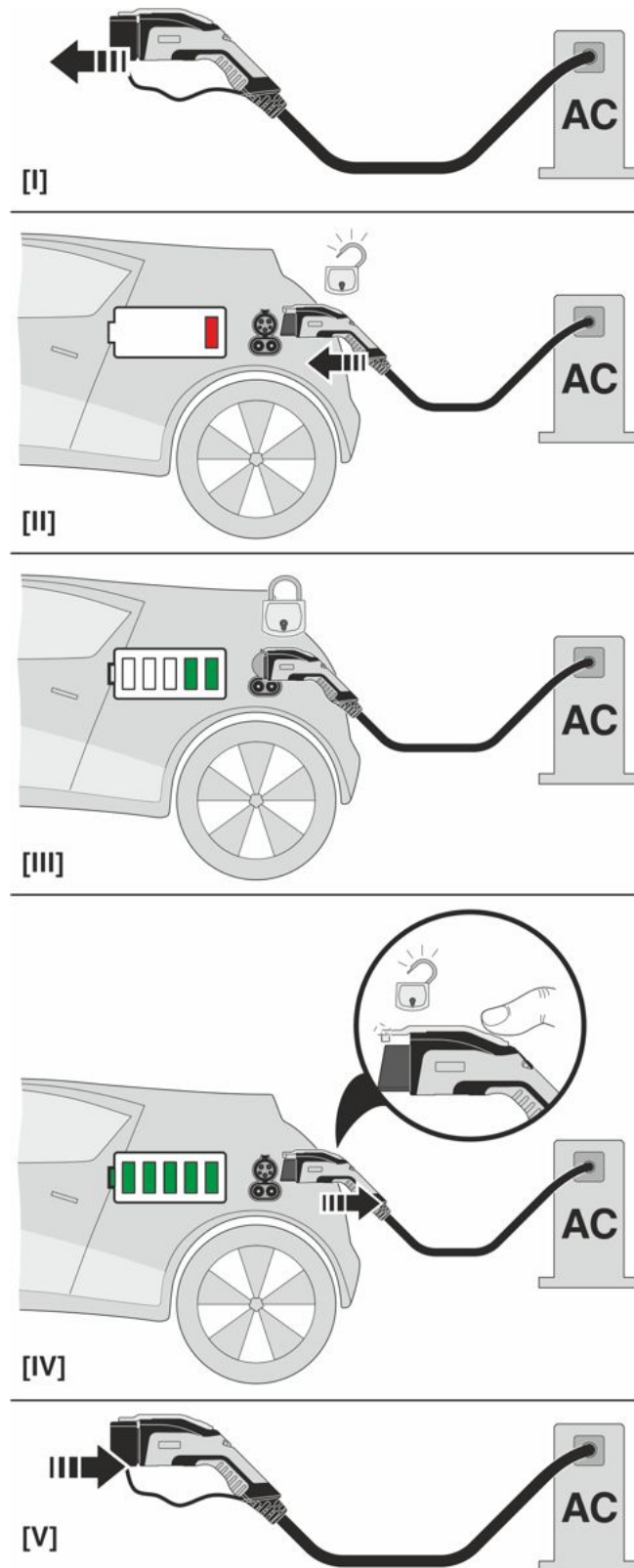
Schematic diagram



Terminology definition

AC charging cable - EV-T1G2C-1AC32A-25FT10ASBK01 - 1628423

Schematic diagram



AC charging cable - EV-T1G2C-1AC32A-25FT10ASBK01 - 1628423

Classifications

eCl@ss

eCl@ss 10.0.1	27144705
eCl@ss 4.0	272607xx
eCl@ss 4.1	27260701
eCl@ss 5.0	27260701
eCl@ss 5.1	27059290
eCl@ss 6.0	27279220
eCl@ss 7.0	27440103
eCl@ss 8.0	27449001
eCl@ss 9.0	27144705

ETIM

ETIM 3.0	EC002061
ETIM 4.0	EC002061
ETIM 5.0	EC002839
ETIM 6.0	EC002897
ETIM 7.0	EC002897

UNSPSC

UNSPSC 6.01	30211923
UNSPSC 7.0901	39121522
UNSPSC 11	39121522
UNSPSC 12.01	39121522
UNSPSC 13.2	39121522
UNSPSC 18.0	39121522
UNSPSC 19.0	39121522
UNSPSC 20.0	39121522
UNSPSC 21.0	39121522

Approvals

Approvals

Approvals


cULus Recognized

Ex Approvals

Approval details

AC charging cable - EV-T1G2C-1AC32A-25FT10ASBK01 - 1628423

Approvals

cULus Recognized		http://database.ul.com/cgi-bin/XYV/template/LISEXT/1FRAME/index.htm E473195-20160303
Nominal voltage UN	250 V	
Nominal current IN	32 A	
mm²/AWG/kcmil	10	

Accessories

Accessories

Park position

Park position - EV-T1AC-PARK - 1624139



Park position, Retainer for Vehicle Connector as parking position at charging stations (EVSE), Type 1, SAE J1772, Front mounting

Phoenix Contact 2020 © - all rights reserved
<http://www.phoenixcontact.com>

PHOENIX CONTACT GmbH & Co. KG
Flachsmarktstr. 8
32825 Blomberg
Germany
Tel. +49 5235 300
Fax +49 5235 3 41200
<http://www.phoenixcontact.com>