

## Photovoltaic connector - PV-FT-CF-C-4-130-BU - 1805151


Please be informed that the data shown in this PDF Document is generated from our Online Catalog. Please find the complete data in the user's documentation. Our General Terms of Use for Downloads are valid (<http://phoenixcontact.com/download>)



Photovoltaic connector, Photovoltaic connector, housing material: PPE, color: black, min. conductor cross section: 4 mm², Connection method: Crimp, Type of contact: Socket, cable length: 130



### Key Commercial Data

Packing unit	50 pc
GTIN	
GTIN	4046356671774

### Technical data

#### Dimensions

Fixed cable length	130 mm
External cable diameter	4.6 mm ±0.15 mm

#### Ambient conditions

Degree of protection (when plugged in)	IP66 / IP68 (2 m / 24 h)
Degree of protection (not plugged in)	IP65
Ambient temperature (operation)	-40 °C ... 85 °C
Ambient temperature (assembly)	-25 °C ... 50 °C

#### General

Design	Socket
Tightening torque nut	1.8 Nm ±0.1 Nm
Insertion force	45 N ±10 N
Disconnect force	250 N ±50 N
Pull-out force of cable >= disconnect force	> 80 N
Degree of pollution	3
Degree of protection	IP65
Current	35 A
Rated voltage	1500 V

# Photovoltaic connector - PV-FT-CF-C-4-130-BU - 1805151

## Technical data

### General

Rated current (4.0 mm <sup>2</sup> )	35 A
Nominal cross section	4 mm <sup>2</sup>
Protection class	II

### Material

Color	black
Insulating material	mPPE
Contact material	Cu
Contact surface material	Ag
Flammability rating according to UL 94	V0

### Connection data

Connection method	Crimp
Connection capacity	4 mm <sup>2</sup>
Contact resistance with connected conductor	0.45 mΩ
Cable type	S02

### Conductor

Outer sheath, material	PE-X
External sheath, color	blue

### Standards and Regulations

Halogen-free	yes
Flammability rating according to UL 94	V0
Safety note	<ul style="list-style-type: none"> <li>• WARNING: Commission properly functioning products only. The products must be regularly inspected for damage. Decommission defective products immediately. Replace damaged products. Repairs are not possible.</li> </ul>
	<ul style="list-style-type: none"> <li>• WARNING: Only electrically qualified personnel may install and operate the product. They must observe the following safety notes. The qualified personnel must be familiar with the basics of electrical engineering. They must be able to recognize and prevent danger. The relevant symbol on the packaging indicates that only personnel familiar with electrical engineering are allowed to install and operate the product.</li> </ul>
	WARNING: The connectors may not be plugged in or disconnected under load. Ignoring the warning or improper use may damage persons and/or property.
	<ul style="list-style-type: none"> <li>• The products are suitable for applications in plant, controller, and electrical device engineering.</li> </ul>
	<ul style="list-style-type: none"> <li>• Assembled products may not be manipulated or improperly opened.</li> </ul>
	<ul style="list-style-type: none"> <li>• Only use mating connectors that are specified in the technical data of the standards listed (e.g. the ones listed in the product accessories online at phoenixcontact.com/products).</li> </ul>
	<ul style="list-style-type: none"> <li>• When using the product in direct connection with third-party manufacturers, the user is responsible.</li> </ul>
	<ul style="list-style-type: none"> <li>• For operating voltages &gt; 50 V AC, conductive connector housings must be grounded</li> </ul>

## Photovoltaic connector - PV-FT-CF-C-4-130-BU - 1805151

### Technical data

#### Standards and Regulations

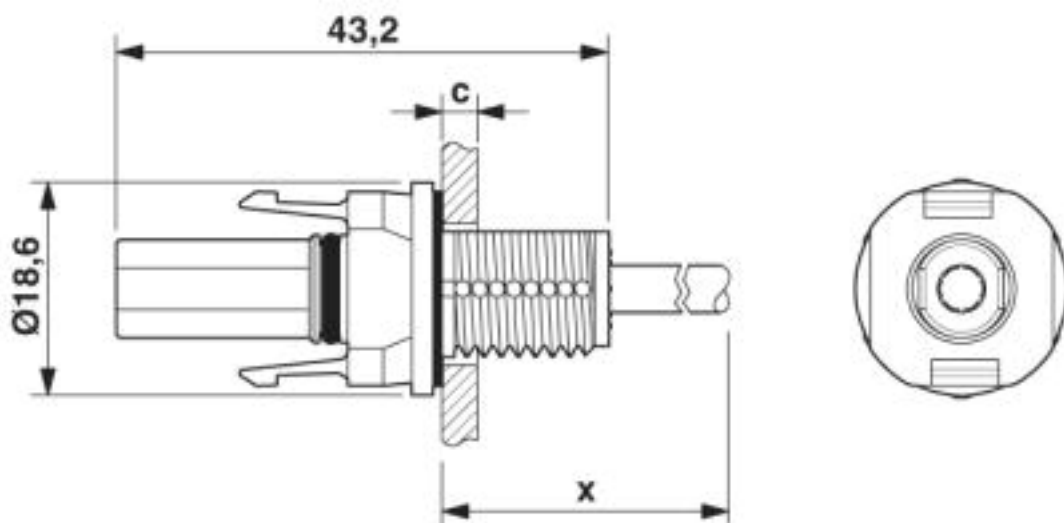
	<ul style="list-style-type: none"> <li>• Ensure that the protective or functional ground has been properly connected.</li> </ul>
	<ul style="list-style-type: none"> <li>• Observe the corresponding technical data. You will find information:                             <ul style="list-style-type: none"> <li>o On the product</li> <li>o On the packing label</li> <li>o In the supplied documentation</li> <li>o Online at <a href="https://www.phoenixcontact.com/products">phoenixcontact.com/products</a> under the product</li> </ul> </li> </ul>
	<ul style="list-style-type: none"> <li>• The installation notes/Design In documents online on the download page at <a href="https://www.phoenixcontact.com/products">phoenixcontact.com/products</a> must be observed for this product.</li> </ul>
	<ul style="list-style-type: none"> <li>• Use a protective cap to protect connectors that are not in use. The suitable accessories are available online in the accessory section of the product at <a href="https://www.phoenixcontact.com/products">phoenixcontact.com/products</a></li> </ul>
	<ul style="list-style-type: none"> <li>• The connector warms up in normal operation. Depending on the ambient conditions, the surface of the connector can continue to warm up. In this case, the user is responsible for posting warnings (e.g. DIN EN ISO 13732-1:2008-12).</li> </ul>
	<ul style="list-style-type: none"> <li>• Operate the connector only when it is fully plugged in and interlocked.</li> </ul>
	<ul style="list-style-type: none"> <li>• Ensure that when laying the cable, the tensile load on the connectors does not exceed the upper limit specified in the standards.</li> </ul>
	<ul style="list-style-type: none"> <li>• Observe the minimum bending radius of the cable. Lay the cable without twisting it.</li> </ul>

#### Environmental Product Compliance

China RoHS	Environmentally friendly use period: unlimited = EFUP-e
	No hazardous substances above threshold values

### Drawings

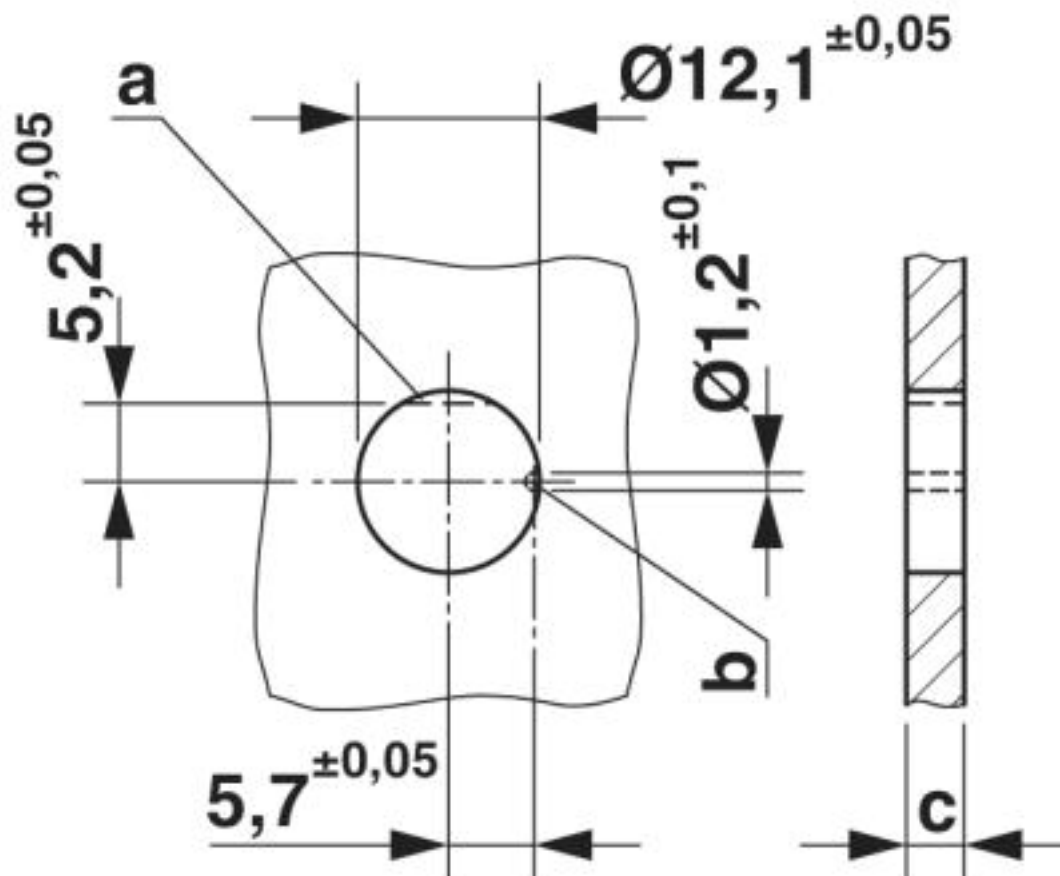
Dimensional drawing



Dimension x = cable length  
 c: panel thickness - plastic: 2 - 6 mm; metal: 2 - 5 mm

## Photovoltaic connector - PV-FT-CF-C-4-130-BU - 1805151

Dimensional drawing



### Classifications

eCl@ss

eCl@ss 10.0.1	27440107
eCl@ss 4.0	27260700
eCl@ss 4.1	27260700
eCl@ss 5.0	27260700
eCl@ss 5.1	27260700
eCl@ss 6.0	27260700
eCl@ss 7.0	27440102
eCl@ss 8.0	27440102
eCl@ss 9.0	27440107

ETIM

ETIM 3.0	EC001121
ETIM 4.0	EC001121
ETIM 5.0	EC002635
ETIM 6.0	EC002061

# Photovoltaic connector - PV-FT-CF-C-4-130-BU - 1805151

## Classifications

### UNSPSC

UNSPSC 6.01	30211810
UNSPSC 7.0901	39121409
UNSPSC 11	39121409
UNSPSC 12.01	39121409
UNSPSC 13.2	39121413
UNSPSC 18.0	39121413
UNSPSC 19.0	39121413
UNSPSC 20.0	39121413
UNSPSC 21.0	39121413

## Approvals


### Approvals


#### Approvals

TÜV Rheinland / EAC

#### Ex Approvals

### Approval details

TÜV Rheinland		<a href="http://www.certipedia.com">http://www.certipedia.com</a>	R 60126961
Nominal voltage UN	1500 V		

EAC		B.01687
-----	---	---------

## Accessories

### Accessories

Photovoltaic connector

## Photovoltaic connector - PV-FT-CF-C-4-130-BU - 1805151

### Accessories

Nut - PV-FT-C NUT BK - 1775880



Photovoltaic connector, Range of articles: PV-JB TF, Nut, number of positions: 0

---

Protective cap - PV-C PROTECTION CAP - 1785430



Photovoltaic connector, Range of articles: SUNCLIX, Protective cap, color: black. self-sealing, without interlock, set consisting of: 1 protective cap for connector side and 1 protective cap for coupling side

---

Phoenix Contact 2020 © - all rights reserved  
<http://www.phoenixcontact.com>

PHOENIX CONTACT GmbH & Co. KG  
Flachsmarktstr. 8  
32825 Blomberg  
Germany  
Tel. +49 5235 300  
Fax +49 5235 3 41200  
<http://www.phoenixcontact.com>