

D-SUB bus connector - SUBCON-PLUS 9/M - 2744018

Please be informed that the data shown in this PDF Document is generated from our Online Catalog. Please find the complete data in the user's documentation. Our General Terms of Use for Downloads are valid (<http://phoenixcontact.com/download>)



D-SUB connector, 9-pos., male connector, two cable entries < 35°, universal type for all systems, pin assignment: 1, 2, 3, 4, 5, 6, 7, 8, 9 to one screw connection terminal block

Product Description

Two cable infeeds are often required on the D-SUB plugs used in order to build fieldbus systems with RS-485 interfaces. The SUBCON-PLUS plugs range fulfills this requirement and routes the connection to screw terminal blocks – however, duplicated – for two cables. This means clarity during wiring and it simplifies every startup. These plugs are of course also shielded against EMC influences with a metallized housing. In addition, by placing the connection block in either the upper or lower shell, it is possible to select the cable infeed on site from the right or left .


Your advantages

- ✓ Assembly under field conditions
- ✓ Separate terminal blocks for each cable
- ✓ High transmission speed
- ✓ Easy assembly thanks to knurled screws
- ✓ High level of EMC
- ✓ Flexibility in terms of cable entry selection
- ✓ For universal use
- ✓ Change to the D-SUB orientation through a reversible connection block



Ex **RS-485**  **RS-232RS-422**

Key Commercial Data

Packing unit	1 pc
GTIN	 4 017918 888817
GTIN	4017918888817

Technical data

Dimensions

Max. cable diameter	10 mm
Min. cable diameter	6 mm
Width	16 mm
Height	44 mm

D-SUB bus connector - SUBCON-PLUS 9/M - 2744018

Technical data

Dimensions

Length	60 mm
--------	-------

Ambient conditions

Ambient temperature (operation)	-20 °C ... 75 °C
Ambient temperature (storage/transport)	-25 °C ... 80 °C
Altitude	≤ 5000 m (For restrictions, see the manufacturer's declaration for altitude operation)
Degree of protection	IP20

General

Nominal voltage U_N	50 V DC
Nominal current I_N	100 mA
Bus system	RS-485
Signal	RS-485
Insertion/withdrawal cycles	> 200
SUBCON fixing screws	4-40 UNC
Tightening torque	0.4 Nm
Housing material	ABS, metal-plated
Pin assignment	all 1:1
MTTF	6706 Years (SN 29500 standard, temperature 25°C, operating cycle 21%)
	1817 Years (SN 29500 standard, temperature 40°C, operating cycle 34.25%)
	155 Years (SN 29500 standard, temperature 40°C, operating cycle 100%)

Connection data

Connection	D-SUB connection
Number of positions	9
Connection method	D-SUB connector
Tightening torque	0.4 Nm
Connection	PCB connection
Connection method	Screw connection
Conductor cross section flexible min.	0.14 mm ²
Conductor cross section flexible max.	1 mm ²
Conductor cross section solid min.	0.14 mm ²
Conductor cross section solid max.	1.5 mm ²
Min. AWG conductor cross section, flexible	26
Max. AWG conductor cross section, flexible	18
Conductor cross section AWG min.	26
Conductor cross section AWG max.	16
Stripping length	5 mm
Tightening torque	0.4 Nm

D-SUB bus connector - SUBCON-PLUS 9/M - 2744018

Technical data

Conformance/approvals

Designation	EAC
Identification	EAC
Designation	ATEX
Identification	# II 3 G Ex nA IIC T4 Gc X
Additional text	Please follow the special installation instructions in the documentation!
Designation	Corrosive gas test
Identification	ISA-S71.04-1985 G3 Harsh Group A

Standards and Regulations

Free from substances that could impair the application of coating	according to P-VW 3.10.7 57 65 0 VW-AUDI-Seat central standard
---	--

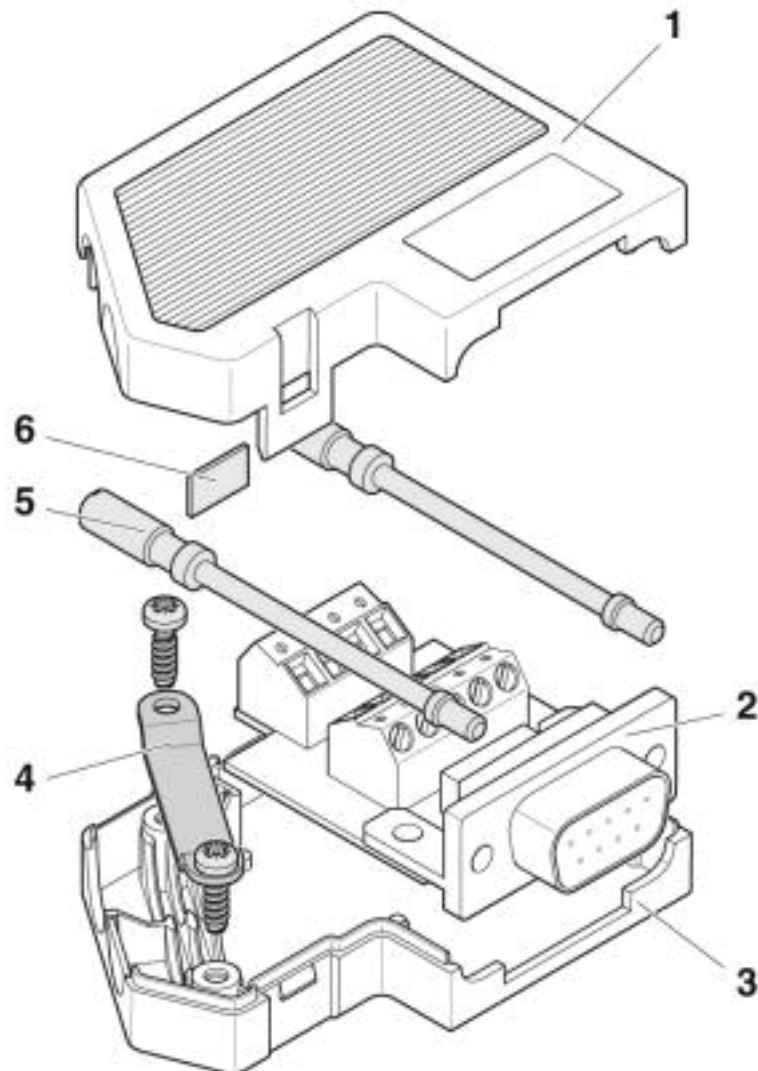
Environmental Product Compliance

REACH SVHC	Lead 7439-92-1
China RoHS	Environmentally Friendly Use Period = 50 years
	For details about hazardous substances go to tab "Downloads", Category "Manufacturer's declaration"

Drawings

D-SUB bus connector - SUBCON-PLUS 9/M - 2744018

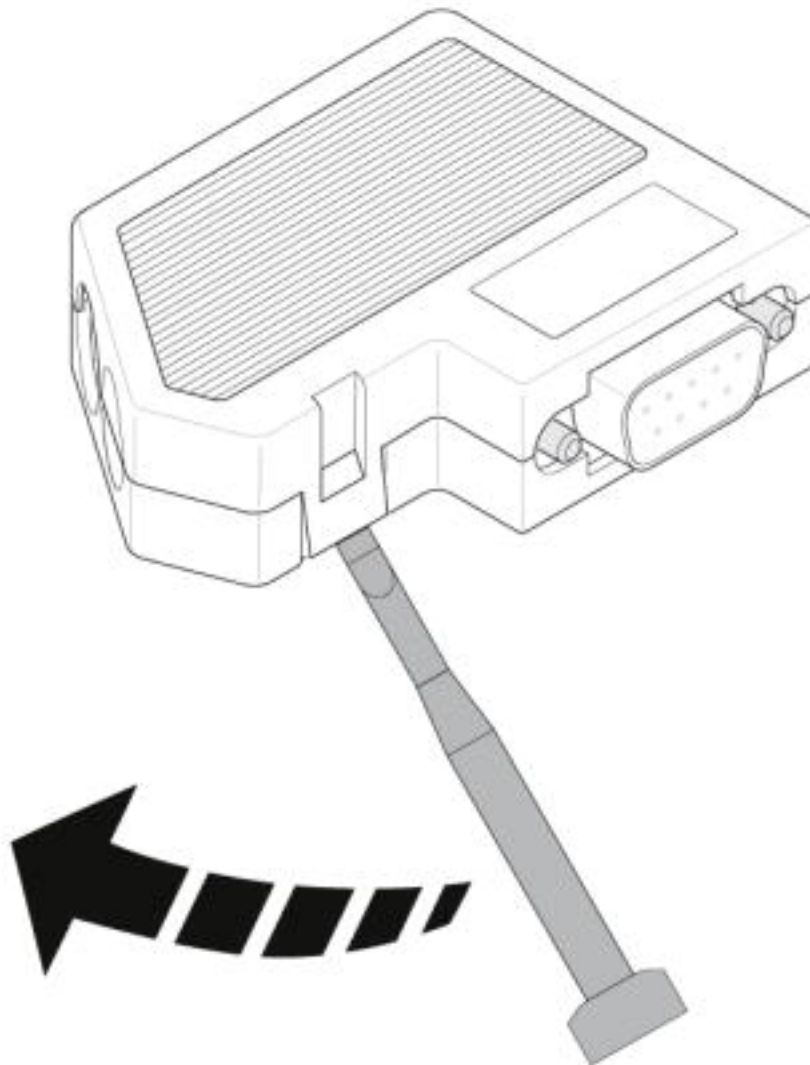
Schematic diagram



Function elements

D-SUB bus connector - SUBCON-PLUS 9/M - 2744018

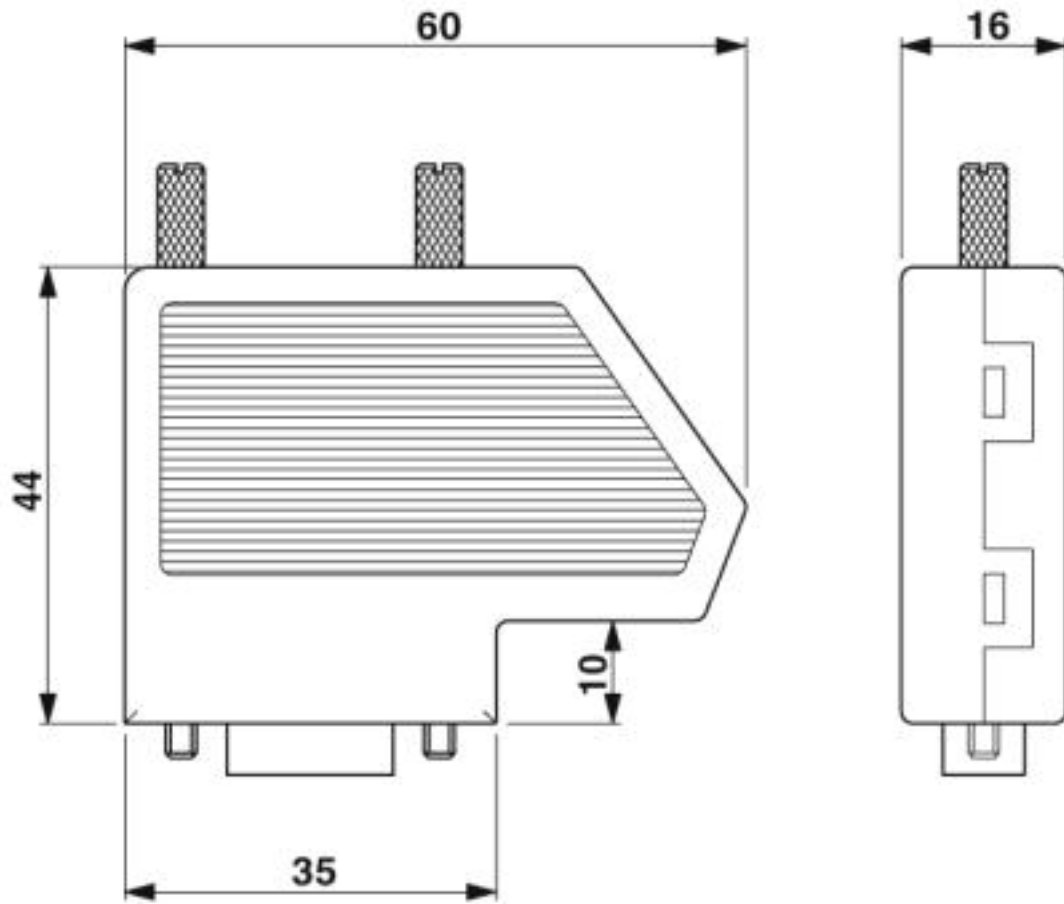
Schematic diagram



Opening the housing

D-SUB bus connector - SUBCON-PLUS 9/M - 2744018

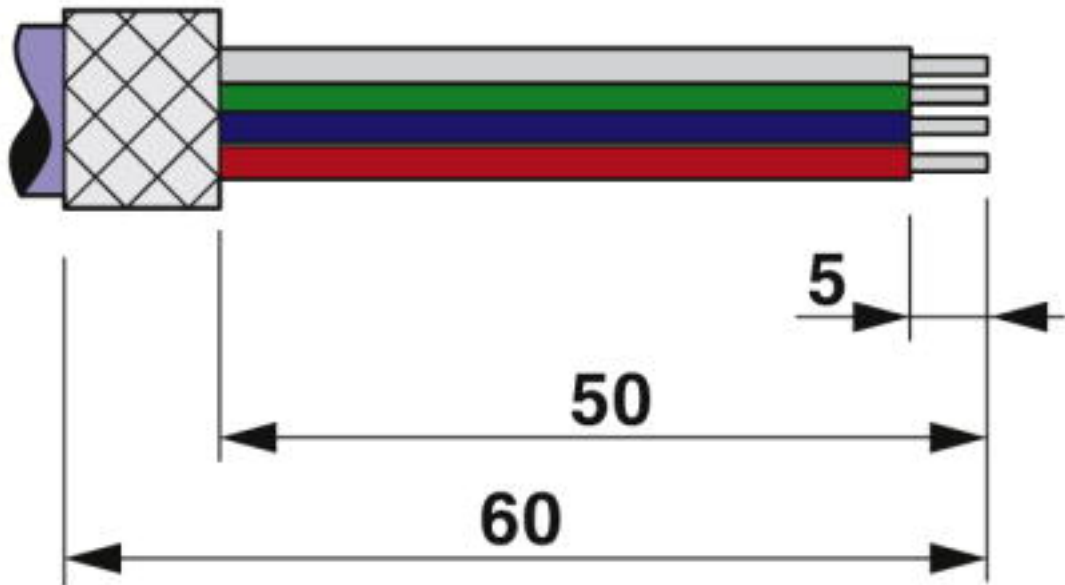
Dimensional drawing



Dimensional drawing SUBCON-PLUS...

D-SUB bus connector - SUBCON-PLUS 9/M - 2744018

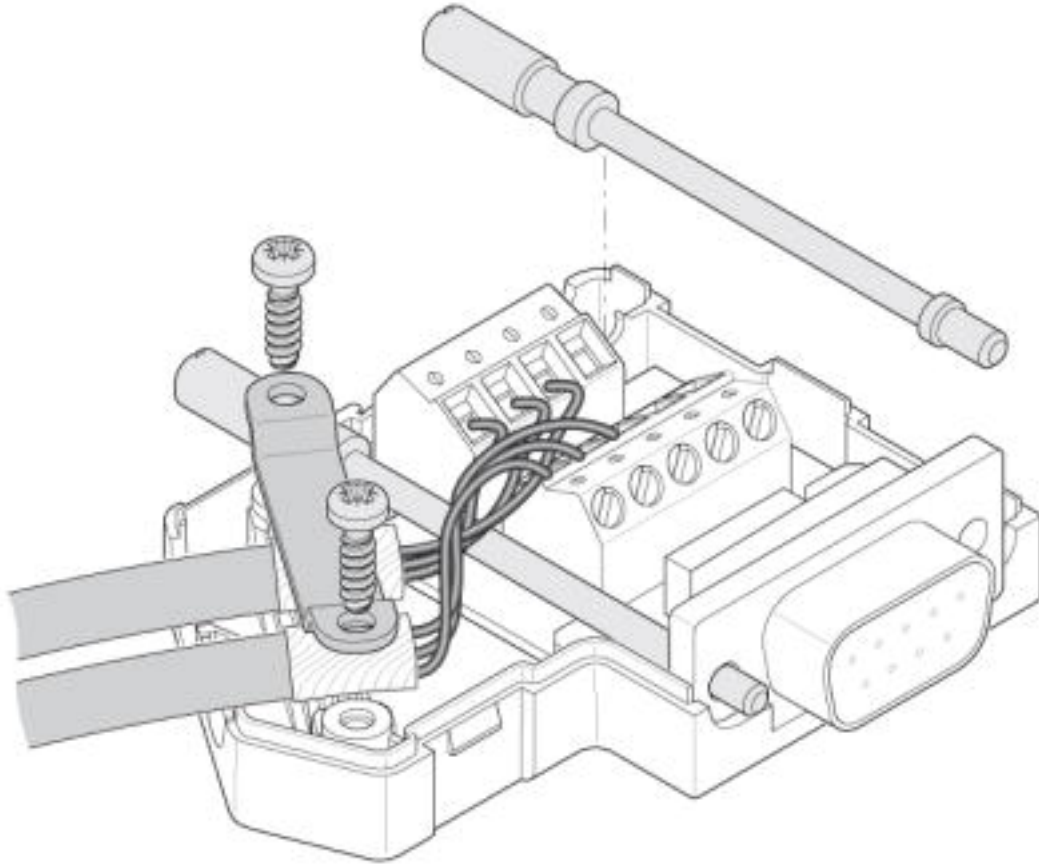
Schematic diagram



Stripping specifications

D-SUB bus connector - SUBCON-PLUS 9/M - 2744018

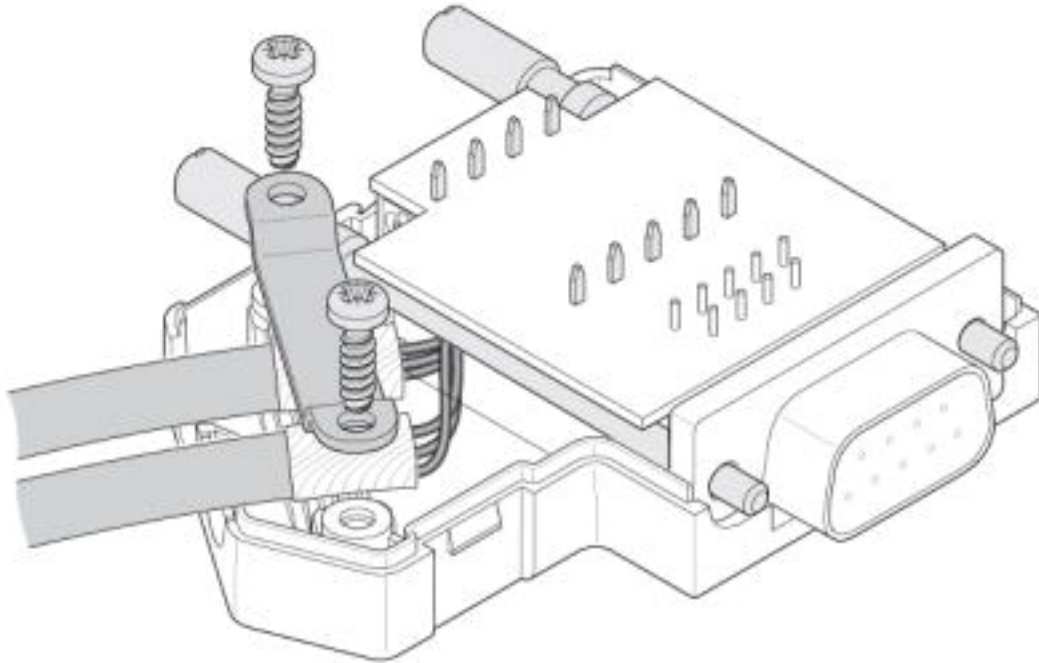
Schematic diagram



Left-hand side cable entry

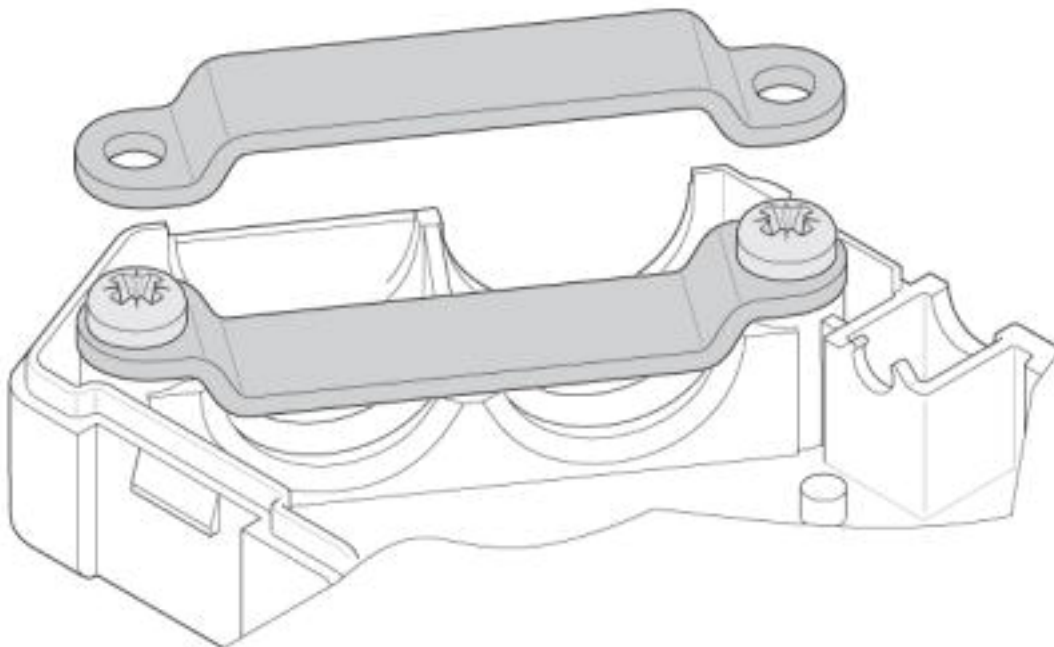
D-SUB bus connector - SUBCON-PLUS 9/M - 2744018

Schematic diagram



Right-hand side cable entry

Schematic diagram



Clip bracket

D-SUB bus connector - SUBCON-PLUS 9/M - 2744018

Classifications

eCl@ss

eCl@ss 10.0.1	27440302
eCl@ss 4.0	27140800
eCl@ss 4.1	27140800
eCl@ss 5.0	27143400
eCl@ss 5.1	27143400
eCl@ss 6.0	27143400
eCl@ss 7.0	27440302
eCl@ss 8.0	27440302
eCl@ss 9.0	27440302

ETIM

ETIM 2.0	EC001132
ETIM 3.0	EC001132
ETIM 4.0	EC001132
ETIM 5.0	EC001132
ETIM 6.0	EC001132
ETIM 7.0	EC001132

UNSPSC

UNSPSC 6.01	30211802
UNSPSC 7.0901	39121402
UNSPSC 11	39121402
UNSPSC 12.01	39121402
UNSPSC 13.2	39121522
UNSPSC 18.0	39121522
UNSPSC 19.0	39121522
UNSPSC 20.0	39121522
UNSPSC 21.0	39121522

Approvals

Approvals

Approvals

UL Recognized / cUL Recognized / EAC / cULus Recognized

Ex Approvals

ATEX

Approval details

D-SUB bus connector - SUBCON-PLUS 9/M - 2744018

Approvals

UL Recognized



<http://database.ul.com/cgi-bin/XYV/template/LISEXT/1FRAME/index.htm>

FILE E 238705

cUL Recognized



<http://database.ul.com/cgi-bin/XYV/template/LISEXT/1FRAME/index.htm>

FILE E 238705

EAC



EAC-Zulassung

cULus Recognized



Accessories

Accessories

Adapter

Adapter - PSM-AD-D9-NULLMODEM - 2708753



V.24 (RS-232) zero modem connector

Data plug

D-SUB gender changer - VS-09-GC-BU/BU - 1688722



D-SUB contact insert, shell size 1, with nine signal contacts, type of contact socket, gender changer, fixing with 4-40 UNC thread

Mounting material

D-SUB bus connector - SUBCON-PLUS 9/M - 2744018

Accessories

Screw - SUBCON-SHORT-SCREW - 2799694



Optional mounting screw, without knurl for narrow installation conditions, slotted head, length: 40 mm, UNC 4-40 thread Supplied as standard: 1 bag of 20 screws

Screw - SUBCON-RAENDEL-SCREW-3MM - 2310387



Optional mounting screw, with knurl for mounting by hand or using a screwdriver, bladed, length: 56 mm, metric M3 thread

Screwdriver tools

Screwdriver - SZF 0-0,4X2,5 - 1204504



Actuation tool, for ST terminal blocks, also suitable for use as a bladed screwdriver, size: 0.4 x 2.5 x 75 mm, 2-component grip, with non-slip grip

Phoenix Contact 2020 © - all rights reserved
<http://www.phoenixcontact.com>

PHOENIX CONTACT GmbH & Co. KG
Flachsmarktstr. 8
32825 Blomberg
Germany
Tel. +49 5235 300
Fax +49 5235 3 41200
<http://www.phoenixcontact.com>