

Type 1 surge protection device - VAL-US-480HLD/30/3+1V-FM - 2910387

Please be informed that the data shown in this PDF Document is generated from our Online Catalog. Please find the complete data in the user's documentation. Our General Terms of Use for Downloads are valid (<http://phoenixcontact.com/download>)




Surge protective device, four channel with remote indicator contact for 480 V AC high-leg DELTA.

Your advantages

- Plugs can be checked with CHECKMASTER
- UL open terminal listed SPD
- Thermal disconnect device for each individual plug
- Pluggable
- Mechanical coding of all slots
- Consists of base element and plug
- Optical, mechanical status indication for the individual arresters
- Base element with floating remote indication contact



Key Commercial Data

Packing unit	1 pc
GTIN	 4 0 5 5 6 2 6 4 4 5 2 5 0
GTIN	4055626445250

Technical data

Dimensions

Height	98.7 mm
Width	71.2 mm
Depth	65.5 mm
Horizontal pitch	4 Div.

Ambient conditions

Degree of protection	IP20 (only when all terminal points are used)
----------------------	---

Type 1 surge protection device - VAL-US-480HLD/30/3+1V-FM - 2910387

Technical data

Ambient conditions

Ambient temperature (operation)	-40 °C ... 80 °C
Ambient temperature (storage/transport)	-40 °C ... 80 °C
Altitude	≤ 2000 m (amsl (above mean sea level))
Permissible humidity (operation)	5 % ... 95 %
Shock (operation)	25g (Half-sine / 11 ms / 3x ±X, ±Y, ±Z)
Vibration (operation)	5g (10 ... 500 Hz / 2.5 h / X, Y, Z)

General

IEC test classification	II
	T2
EN type	T2
IEC power supply system	TN-S
Mode of protection	L-N
	N-PE
Mounting type	DIN rail: 35 mm
Color	jet black RAL 9005
Housing material	PA 6.6
	PBT
Degree of pollution	2
Distance between live and grounded parts	5 mm
Flammability rating according to UL 94	V-0
Type	DIN rail module, two-section, divisible
Number of positions	4
Surge protection fault message	Optical, remote indicator contact

Additional descriptions

Note	Nominal voltage $U_N = 240 \text{ V AC (L-N)}$ and $416 \text{ V AC (HL-N)}/480 \text{ V AC (L-L)}$
------	---

Protective circuit

Nominal voltage U_N	240/480 V AC (TN-S (High-leg Delta))
Nominal frequency f_N	50 Hz (60 Hz)
Maximum continuous operating voltage U_C (L-N)	385 V AC 580 V AC (HL-N)
Maximum continuous operating voltage U_C (L-PE)	750 V AC 750 V AC (HL-N)
Maximum continuous voltage U_C (N-PE)	385 V AC
Standby power consumption P_C	≤ 150 mVA
Nominal discharge current I_n (8/20) μs	15 kA
Maximum discharge current I_{max} (8/20) μs	30 kA
Short-circuit current rating I_{SCCR}	25 kA
Voltage protection level U_p (L-N)	≤ 1.8 kV 2.5 kV (HL-N)
Residual voltage U_{res} (L-N)	≤ 1.8 kV 2.5 kV (HL-N) (at I_n)

Type 1 surge protection device - VAL-US-480HLD/30/3+1V-FM - 2910387

Technical data

Protective circuit

	≤ 1.6 kV 2.3 kV (HL-N) (at 10 kA)
	≤ 1.4 kV 2.1 kV (HL-N) (at 5 kA)
	≤ 1.3 kV 1.9 kV (HL-N) (at 3 kA)
Residual voltage U_{res} (N-PE)	≤ 1.8 kV (at I_n)
	≤ 1.6 kV (at 10 kA)
	≤ 1.4 kV (at 5 kA)
	≤ 1.3 kV (at 3 kA)
TOV behavior at U_T (L-N)	415 V AC 690 V AC (HL-N) (5 s / withstand mode)
	440 V AC 762 V AC (HL-N) (120 min / withstand mode)
Max. backup fuse with branch wiring	125 A (gG)

Indicator/remote signaling

Switching function	PDT contact
Operating voltage	5 V AC ... 250 V AC
	30 V DC
Operating current	5 mA AC ... 1.5 A AC
	1 A DC
Connection method	Plug-in/screw connection via COMBICON
Screw thread	M2
Tightening torque	0.25 Nm
Stripping length	7 mm
Conductor cross section flexible	0.14 mm ² ... 1.5 mm ²
Conductor cross section solid	0.14 mm ² ... 1.5 mm ²
Conductor cross section AWG	28 ... 16

Connection data

Connection method	Screw connection
Screw thread	M5
Tightening torque	3 Nm (1.5 mm ² ... 16 mm ²)
	4.5 Nm (25 mm ² ... 35 mm ²)
Stripping length	16 mm
Conductor cross section flexible	1.5 mm ² ... 25 mm ²
Conductor cross section solid	1.5 mm ² ... 35 mm ²
Conductor cross section AWG	15 ... 2
Connection method	Fork-type cable lug
Conductor cross section flexible	1.5 mm ² ... 16 mm ²

UL specifications

SPD Type	1
Maximum continuous operating voltage MCOV (L-L)	750 V AC
Maximum continuous operating voltage MCOV (L-N)	385 V AC

Type 1 surge protection device - VAL-US-480HLD/30/3+1V-FM - 2910387

Technical data

UL specifications

Maximum continuous operating voltage MCOV (L-G)	750 V AC 750 V AC (HL-G)
Maximum continuous operating voltage MCOV (N-G)	385 V AC
Nom. voltage	240/480 V AC (High-leg Delta)
Mode of protection	L-N (HL-N)
	N-G
	L-G (HL-G)
Power distribution system	Delta
Nominal frequency	50/60 Hz
Voltage protection rating VPR (L-L)	2500 V
Voltage protection rating VPR (L-N)	1500 V
Voltage protection rating VPR (L-G)	3000 V 4000 V (HL-G)
Voltage protection rating VPR (N-G)	1500 V
Nominal discharge current I _n	20 kA
Maximum Surge Current per Phase	30 kA
Short-circuit current rating (SCCR)	200 kA

UL indicator/remote signaling

Operating voltage	125 V AC
Operating current	1 A AC
Tightening torque	2 lb _F -in. ... 4 lb _F -in.
Conductor cross section AWG	30 ... 14

UL connection data

Conductor cross section AWG	10 ... 2
Tightening torque	30 lb _F -in.

Standards and Regulations

Standards/regulations	IEC 61643-11 2011
	EN 61643-11 2012

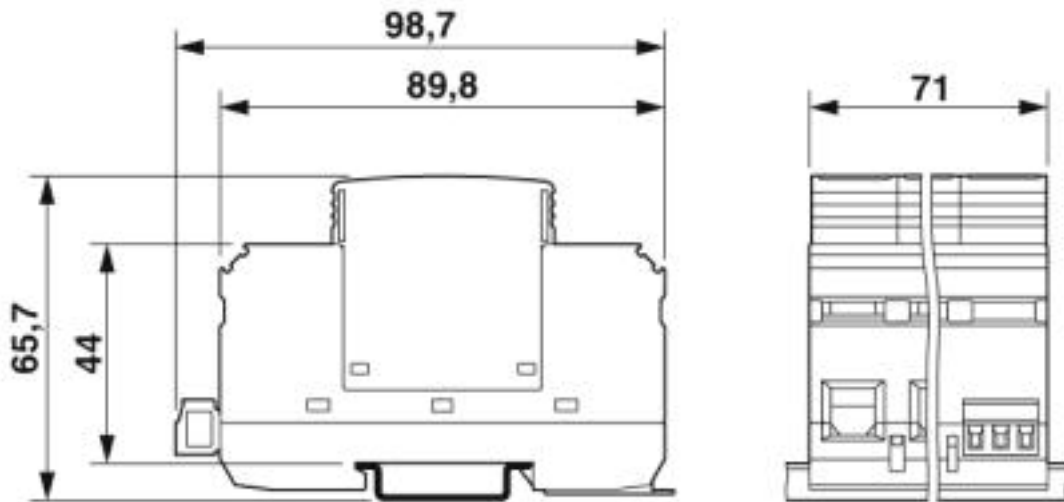
Environmental Product Compliance

REACH SVHC	Lead 7439-92-1
------------	----------------

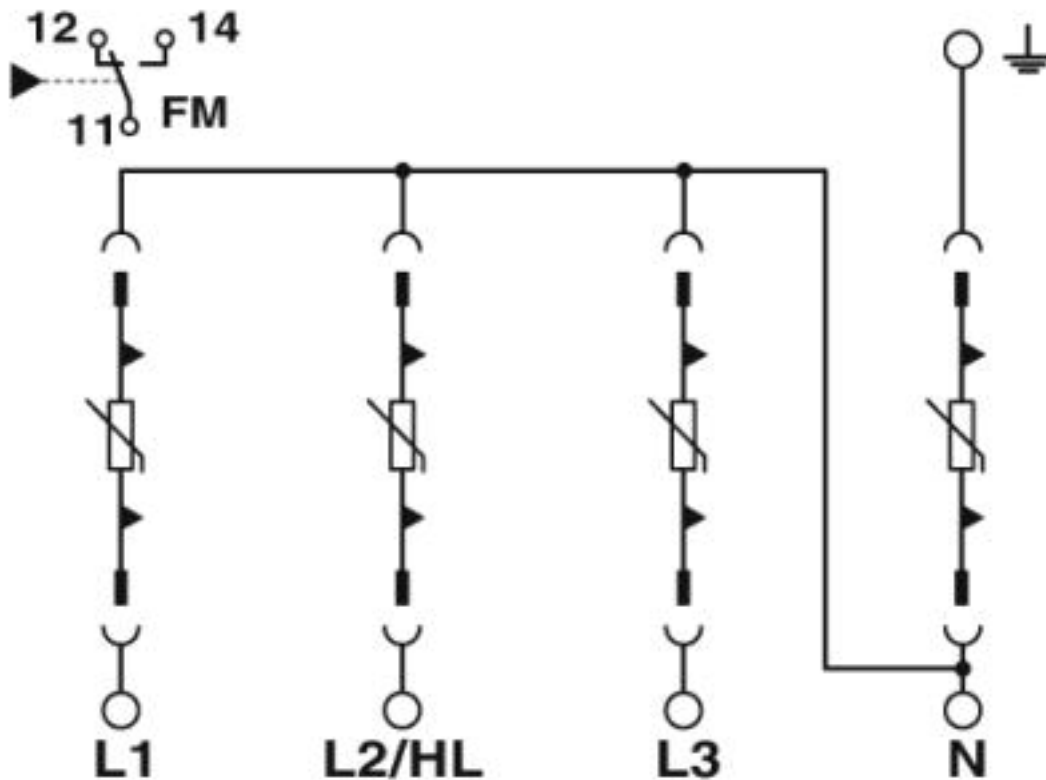
Drawings

Type 1 surge protection device - VAL-US-480HLD/30/3+1V-FM - 2910387

Dimensional drawing



Circuit diagram



Classifications

eCl@ss

eCl@ss 10.0.1

27130805

Type 1 surge protection device - VAL-US-480HLD/30/3+1V-FM - 2910387

Classifications

eCl@ss

eCl@ss 6.0	27130800
eCl@ss 7.0	27130805
eCl@ss 8.0	27130805
eCl@ss 9.0	27130805

ETIM

ETIM 5.0	EC000941
ETIM 6.0	EC000941
ETIM 7.0	EC000941

Approvals

Approvals

Approvals

UL Listed / cUL Listed / cULus Listed

Ex Approvals

Approval details

UL Listed		http://database.ul.com/cgi-bin/XYV/template/LISEXT/1FRAME/index.htm	FILE E 330181
-----------	--	---	---------------

cUL Listed		http://database.ul.com/cgi-bin/XYV/template/LISEXT/1FRAME/index.htm	FILE E 330181
------------	--	---	---------------

cULus Listed			
--------------	--	--	--

Accessories

Accessories

Bridge

Type 1 surge protection device - VAL-US-480HLD/30/3+1V-FM - 2910387

Accessories

Wiring bridge - MPB F600X16/ 1GS - 2818355



Wiring bridge flexible, diameter: 16 mm², with a fork-type cable lug on one side, length: 600 mm

Wiring bridge - MPB F600X16/ 1GS - 2818355



Wiring bridge flexible, diameter: 16 mm², with a fork-type cable lug on one side, length: 600 mm

Wiring bridge - MPB F200X16/ 1GS - 2818339



Wiring bridge flexible, diameter 16 mm², with a fork-type cable lug on one side, length: 200 mm

Wiring bridge - MPB 18/1-10/1.0.0 - 2830443



Wiring bridge for modules with connecting pitch 17.5 mm, 1-phase, 10 pitches with contact sequence 1-0-0

Wiring bridge - MPB 18/4-12 - 2809296



Wiring bridge for modules with connecting pitch 17.5 mm, 4-phase, 12-pos.

Type 1 surge protection device - VAL-US-480HLD/30/3+1V-FM - 2910387

Accessories

Wiring bridge - MPB 18/4- 8 - 2809283



Wiring bridge for modules with connecting pitch 17.5 mm, 4-phase, 8-pos.

Wiring bridge - MPB 18/3- 6 - 2809241



Wiring bridge for modules with connecting pitch 17.5 mm, 3-phase, 6-pos.

Wiring bridge - MPB 18/1-57 - 2809238



Wiring bridge for modules with connecting pitch 17.5 mm, 1-phase, 57-pos.

Wiring bridge - MPB 18/1-12 - 2748593



Wiring bridge for modules with connecting pitch 17.5 mm, 1-phase, 12-pos.

Wiring bridge - MPB 18/1- 9 - 2748580



Wiring bridge for modules with connecting pitch 17.5 mm, 1-phase, 9-pos.

Type 1 surge protection device - VAL-US-480HLD/30/3+1V-FM - 2910387

Accessories

Wiring bridge - MPB 18/1- 8 - 2748577



Wiring bridge for modules with connecting pitch 17.5 mm, 1-phase, 8-pos.

Wiring bridge - MPB 18/1- 6 - 2748564



Wiring bridge for modules with connecting pitch 17.5 mm, 1-phase, 6-pos.

Wiring bridge - MPB 18/1- 4 - 2809225



Wiring bridge for modules with connecting pitch 17.5 mm, 1-phase, 4-pos.

Wiring bridge - MPB 18/1- 3 - 2809212



Wiring bridge for modules with connecting pitch 17.5 mm, 1-phase, 3-pos.

Wiring bridge - MPB 18/1- 2 - 2809209



Wiring bridge for modules with connecting pitch 17.5 mm, 1-phase, 2-pos.

Device marking

Type 1 surge protection device - VAL-US-480HLD/30/3+1V-FM - 2910387

Accessories

Zack marker strip - ZBN 18:UNBEDRUCKT - 2809128



Zack marker strip, Strip, white, unlabeled, can be labeled with: CMS-P1-PLOTTER, PLOTMARK, mounting type: snap into tall marker groove, for terminal block width: 18 mm, lettering field size: 18 x 5 mm, Number of individual labels: 5

Feed-through terminal block

Feed-through terminal block - DK-BIC-35 - 2749880



Feed-through terminal block for VAL and FLT applications

Labeled device marker

Marker for terminal blocks - ZBN 18,LGS:ERDE - 2749589



Marker for terminal blocks, Strip, white, labeled, Horizontal: Grounding symbol, mounting type: snap into tall marker groove, for terminal block width: 18 mm, lettering field size: 18 x 5 mm, Number of individual labels: 5

Marker for terminal blocks - ZBN 18,LGS:L1-N,ERDE - 2749576



Marker for terminal blocks, Strip, white, labeled, Horizontal: L1, L2, L3, N, GND, mounting type: snap into tall marker groove, for terminal block width: 18 mm, lettering field size: 18 x 5 mm, Number of individual labels: 5

Marker pen

Marker pen - B-STIFT - 1051993



Marker pen, for manual labeling of unprinted Zack strips, smear-proof and waterproof, line thickness 0.5 mm

Type 1 surge protection device - VAL-US-480HLD/30/3+1V-FM - 2910387

Accessories

Spare parts

Type 1 surge protection plug - VAL-US-480D/30-P - 2910340



UL Recognized type 1 SPD and IEC type 2 surge protection plug with a varistor and thermal disconnect for use with VAL-US base elements, mechanical and visual fault warning

Type 1 surge protection plug - VAL-US-240/40-P - 2910336



UL Recognized type 1 SPD and IEC type 2 surge protection plug with a varistor and thermal disconnect for use with VAL-US base elements, mechanical and visual fault warning

Phoenix Contact 2020 © - all rights reserved
<http://www.phoenixcontact.com>

PHOENIX CONTACT GmbH & Co. KG
Flachsmarktstr. 8
32825 Blomberg
Germany
Tel. +49 5235 300
Fax +49 5235 3 41200
<http://www.phoenixcontact.com>