

Solid-state relay module - PLC-SC-EIK 1-SVN 24M - 2982595

Please be informed that the data shown in this PDF Document is generated from our Online Catalog. Please find the complete data in the user's documentation. Our General Terms of Use for Downloads are valid (<http://phoenixcontact.com/download>)




PLC-INTERFACE for NAMUR applications, consisting of PLC-BSC.../21 basic terminal block with screw connection and integrated circuit, for mounting on DIN rail NS 35/7,5, negative switching, 1 N/O contact, input voltage 24 V DC

Your advantages

- ✓ Connection option for PLC-V8 adapter
- ✓ Stabilized supply voltage for the NAMUR proximity switch
- ✓ 24 V/50 mA digital output for directly connecting programmable logic controllers



Key Commercial Data

Packing unit	10 pc
GTIN	 4 046356 094641
GTIN	4046356094641

Technical data

Dimensions

Width	6.2 mm
Height	80 mm
Depth	86 mm

Ambient conditions

Ambient temperature (operation)	-25 °C ... 50 °C
Ambient temperature (storage/transport)	-40 °C ... 85 °C

Input data

Designation	Device supply
Nominal input voltage U_N	24 V DC
Input voltage range in reference to U_N	0.8 ... 1.2
Input voltage range	19.2 V DC ... 28.8 V DC
Typical input current at U_N	approx. 14 mA

Solid-state relay module - PLC-SC-EIK 1-SVN 24M - 2982595

Technical data

Input data

Max. current consumption	approx. 70 mA (at 50 mA output current)
Operating voltage display	Green LED
Type of protection	Reverse polarity protection
	Surge protection
Protective circuit/component	Polarity protection diode
	Suppressor diode
Designation	Control circuit
Nominal input voltage U_N	8.2 V DC ± 10 %
Type of protection	Surge protection
Protective circuit/component	Suppressor diode
Non-load voltage	8.2 V DC ± 10 %
Switching point	≥ 2.1 mA (In conductive state)
	≤ 1.2 mA (In blocking state)
	6.3 mA ... 10 mA (in the event of a short-circuit)
	0 mA ... 0.35 mA (In the event of a wire break)
Switching hysteresis	approx. 0.2 mA
Internal resistance	approx. 1000 Ω
Cable length	< 30 m
Power dissipation for nominal condition	0.34 W

Output data

Designation	Signal output
Output voltage range	3 V DC ... 33 V DC
Limiting continuous current	50 mA
Transmission frequency	approx. 350 Hz
Voltage drop at max. limiting continuous current	< 1.5 V
Status display	Green LED
Indication	Red LED
Type of protection	Surge protection
Protective circuit/component	Suppressor diode
Designation	Alarm output
Output nominal voltage	30 V DC
Output voltage range	3 V DC ... 33 V DC
Limiting continuous current	100 mA
Voltage drop at max. limiting continuous current	< 1.5 V
Indication	Red LED
Type of protection	Surge protection
Protective circuit/component	Suppressor diode

Connection data, input side

Connection name	Input side
Connection method	Screw connection

Solid-state relay module - PLC-SC-EIK 1-SVN 24M - 2982595

Technical data

Connection data, input side

Stripping length	8 mm
Conductor cross section solid	0.14 mm ² ... 2.5 mm ²
Conductor cross section flexible	0.14 mm ² ... 2.5 mm ²
Conductor cross section AWG	26 ... 14

Connection data, output side

Connection name	Output side
Connection method	Screw connection
Stripping length	8 mm
Conductor cross section solid	0.14 mm ² ... 2.5 mm ²
Conductor cross section flexible	0.14 mm ² ... 2.5 mm ²
Conductor cross section AWG	26 ... 14

General

Mounting position	any
Assembly instructions	In rows with zero spacing
Operating mode	100% operating factor
Flammability rating according to UL 94	V0 (Housing)

Standards and Regulations

Designation	Air clearances and creepage distances between the power circuits
Standards/regulations	IEC 60664
	EN 50178
Rated insulation voltage	50 V DC
Rated surge voltage	0.4 kV
Insulation	Basic insulation
Pollution degree	2
Overvoltage category	I

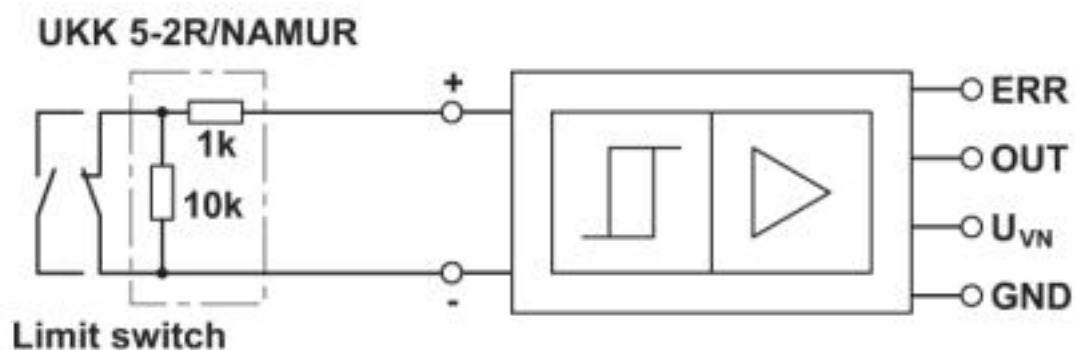
Environmental Product Compliance

REACH SVHC	Lead 7439-92-1
China RoHS	Environmentally Friendly Use Period = 50 years
	For details about hazardous substances go to tab "Downloads", Category "Manufacturer's declaration"

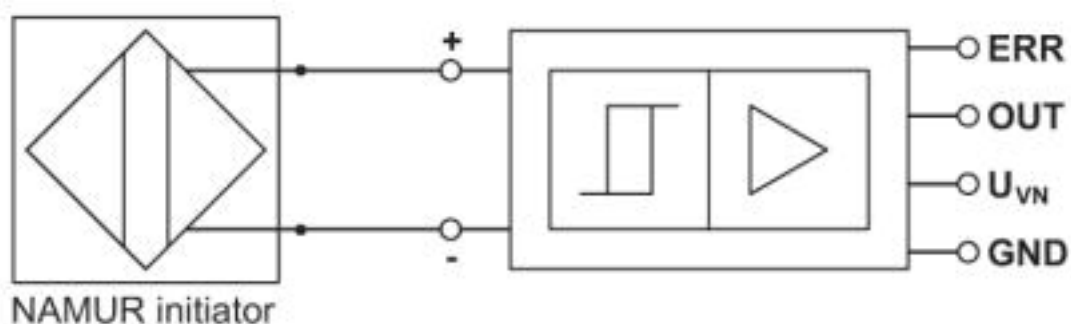
Drawings

Solid-state relay module - PLC-SC-EIK 1-SVN 24M - 2982595

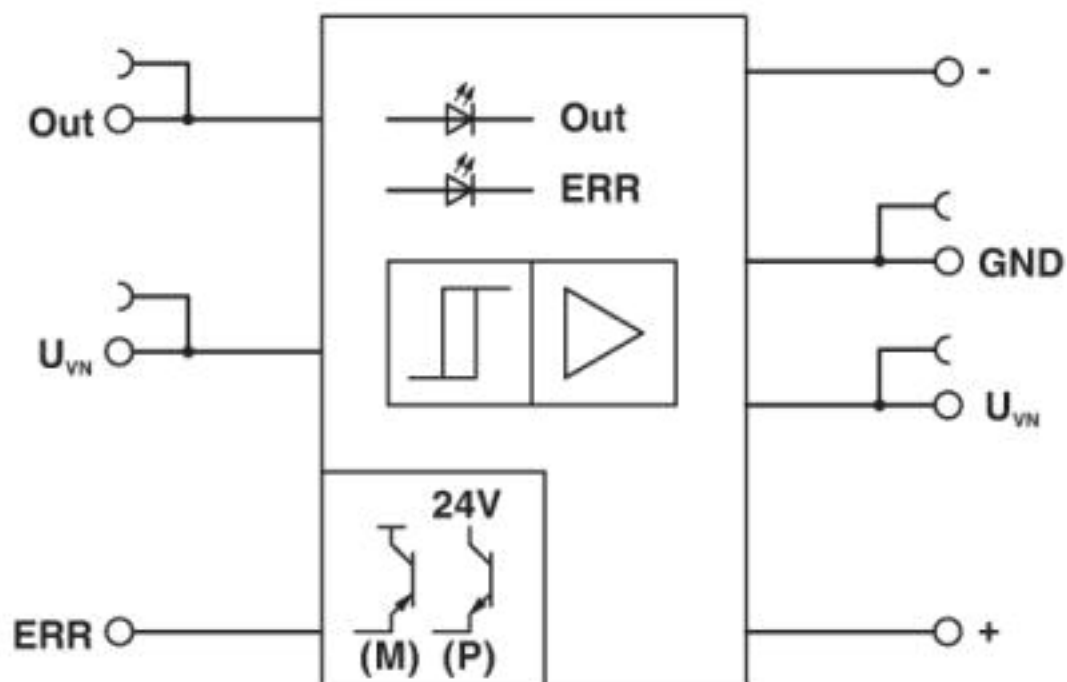
Application drawing



Application drawing



Circuit diagram



Solid-state relay module - PLC-SC-EIK 1-SVN 24M - 2982595

Classifications

eCl@ss

eCl@ss 5.0	27371001
eCl@ss 5.1	27371000
eCl@ss 6.0	27371600
eCl@ss 7.0	27371604
eCl@ss 8.0	27371604
eCl@ss 9.0	27371604

ETIM

ETIM 2.0	EC001504
ETIM 3.0	EC001504
ETIM 4.0	EC001504
ETIM 5.0	EC001504
ETIM 6.0	EC001504

UNSPSC

UNSPSC 6.01	30211916
UNSPSC 7.0901	39121542
UNSPSC 11	39121542
UNSPSC 12.01	39121542
UNSPSC 13.2	39122326
UNSPSC 19.0	39122326

Approvals

Approvals

Approvals

UL Listed / cUL Listed / cULus Listed

Ex Approvals

Approval details

UL Listed		http://database.ul.com/cgi-bin/XYV/template/LISEXT/1FRAME/index.htm	FILE E 172140
-----------	---	---	---------------

cUL Listed		http://database.ul.com/cgi-bin/XYV/template/LISEXT/1FRAME/index.htm	FILE E 172140
------------	---	---	---------------

Solid-state relay module - PLC-SC-EIK 1-SVN 24M - 2982595

Approvals

cULus Listed



Accessories

Accessories

Bridge

Continuous plug-in bridge - FBST 500-PLC RD - 2966786



Continuous plug-in bridge, length: 500 mm, color: red

Continuous plug-in bridge - FBST 500-PLC BU - 2966692



Continuous plug-in bridge, length: 500 mm, color: blue

Continuous plug-in bridge - FBST 500-PLC GY - 2966838



Continuous plug-in bridge, length: 500 mm, color: gray

Single plug-in bridge - FBST 6-PLC RD - 2966236



Single plug-in bridge, length: 6 mm, number of positions: 2, color: red

Solid-state relay module - PLC-SC-EIK 1-SVN 24M - 2982595

Accessories

Single plug-in bridge - FBST 6-PLC BU - 2966812



Single plug-in bridge, length: 6 mm, number of positions: 2, color: blue

Single plug-in bridge - FBST 6-PLC GY - 2966825



Single plug-in bridge, length: 6 mm, number of positions: 2, color: gray

Single plug-in bridge - FBST 8-PLC GY - 2967688



Single plug-in bridge, length: 8 mm, number of positions: 2, color: gray

DIN rail

DIN rail, unperforated - NS 35/ 7,5 V2A UNPERF 2000MM - 0801377



DIN rail, unperforated, Standard profile, width: 35 mm, height: 7.5 mm, acc. to EN 60715, material: Stainless steel V2A, uncoated, length: 2000 mm, color: silver

DIN rail perforated - NS 35/ 7,5 PERF 2000MM - 0801733



DIN rail perforated, Standard profile, width: 35 mm, height: 7.5 mm, acc. to EN 60715, material: Steel, galvanized, passivated with a thick layer, length: 2000 mm, color: silver

Solid-state relay module - PLC-SC-EIK 1-SVN 24M - 2982595

Accessories

DIN rail, unperforated - NS 35/ 7,5 CU UNPERF 2000MM - 0801762



DIN rail, unperforated, Standard profile, width: 35 mm, height: 7.5 mm, acc. to EN 60715, material: Copper, uncoated, length: 2000 mm, color: copper-colored

DIN rail, unperforated - NS 35/15 UNPERF 2000MM - 1201714



DIN rail, unperforated, Standard profile, width: 35 mm, height: 15 mm, similar to EN 60715, material: Steel, galvanized, passivated with a thick layer, length: 2000 mm, color: silver

DIN rail, unperforated - NS 35/15 CU UNPERF 2000MM - 1201895



DIN rail, unperforated, Standard profile, width: 35 mm, height: 15 mm, similar to EN 60715, material: Copper, uncoated, length: 2000 mm, color: copper-colored

DIN rail, unperforated - NS 35/15-2,3 UNPERF 2000MM - 1201798



DIN rail, unperforated, Standard profile 2.3 mm, width: 35 mm, height: 15 mm, acc. to EN 60715, material: Steel, galvanized, passivated with a thick layer, length: 2000 mm, color: silver

DIN rail, unperforated - NS 35/15 AL UNPERF 2000MM - 1201756



DIN rail, unperforated, Standard profile, width: 35 mm, height: 15 mm, similar to EN 60715, material: Aluminum, uncoated, length: 2000 mm, color: silver

Solid-state relay module - PLC-SC-EIK 1-SVN 24M - 2982595

Accessories

DIN rail perforated - NS 35/15 PERF 2000MM - 1201730



DIN rail perforated, Standard profile, width: 35 mm, height: 15 mm, similar to EN 60715, material: Steel, galvanized, passivated with a thick layer, length: 2000 mm, color: silver

DIN rail, unperforated - NS 35/ 7,5 UNPERF 2000MM - 0801681



DIN rail, unperforated, Standard profile, width: 35 mm, height: 7.5 mm, acc. to EN 60715, material: Steel, galvanized, passivated with a thick layer, length: 2000 mm, color: silver

Partition plate

Separating plate - PLC-ATP BK - 2966841



Separating plate, 2 mm thick, required at the start and end of a PLC terminal strip. Furthermore, it is used for: visual separation of groups, safe isolation of different voltages of neighboring PLC relays in acc. with DIN VDE 0106-101, isolation

Power module

Power terminal block - PLC-ESK GY - 2966508



Power terminal block, for the input of up to four potentials, for mounting on NS 35/7.5

Screwdriver tools

Screwdriver - SZF 1-0,6X3,5 - 1204517



Actuation tool, for ST terminal blocks, also suitable for use as a bladed screwdriver, size: 0.6 x 3.5 x 100 mm, 2-component grip, with non-slip grip

Phoenix Contact 2020 © - all rights reserved
<http://www.phoenixcontact.com>

PHOENIX CONTACT GmbH & Co. KG
Flachsmarktstr. 8
32825 Blomberg
Germany
Tel. +49 5235 300
Fax +49 5235 3 41200
<http://www.phoenixcontact.com>