



ISD400-7211

ISD400

OPTICAL DATA TRANSMISSION

SICK
Sensor Intelligence.



Illustration may differ



Ordering information

Type	Part no.
ISD400-7211	1065100

Data transmission requires two devices. The second device must be ordered separately.

Other models and accessories → www.sick.com/ISD400

Detailed technical data

Mechanics/electronics

Supply voltage V_s	DC 18 V ... 30 V
Power consumption	$\leq 3.6 \text{ W}^{1)}$
Housing material	AlSi12
Connection type	1 x Ethernet female connector M12, 4-pin, D-coded 1 x power supply male connector M12, 4-pin, A-coded
Weight	Approx. 800 g
Frequency	F1
Enclosure rating	IP65
Protection class	III

¹⁾ Without load.

Performance

Transmission range	0.2 m ... 150 m
Light source	Laser, red (660 nm) Laser, infrared (785 nm)
Laser class	1M (IEC 60825-1:2014, EN 60825-1:2014)
Typ. light spot size (distance)	1.75 m (at 100 m)
Aperture angle	1° (sender) 1.5° (receiver)

Interfaces

Ethernet	✓
Data transmission rate	100 Mbit/s
Digital input	V_s : sender deactivated
Digital output	
Number	1 ¹⁾
Type	Push-pull: PNP/NPN
Function	Output active for LOW and HIGH level Warning messages as the laser ages, if the permissible limits of the interior device temperature are exceeded or undercut, if the optical path is interrupted, if no Ethernet cable is con-

¹⁾ HIGH: $U_v - 3 \text{ V}$, LOW: $< 2 \text{ V}$.

nected, if the receiving level is undercut, if the laser is not ready for operation, if the heating is switched on.

¹⁾ HIGH: $U_V - 3\text{ V}$, LOW: $< 2\text{ V}$.

Ambient data

Electromagnetic compatibility (EMC)	EN 61000-6-2 ¹⁾ EN 61000-6-4
Ambient temperature operation	-20 °C ... +55 °C -40 °C ... +75 °C, operation with cooling case
Ambient storage temperature	-40 °C ... +75 °C
Max. rel. humidity (not condensing)	90 %, Non-condensing

¹⁾ This is a Class A device. This device can cause radio interference in living quarters.

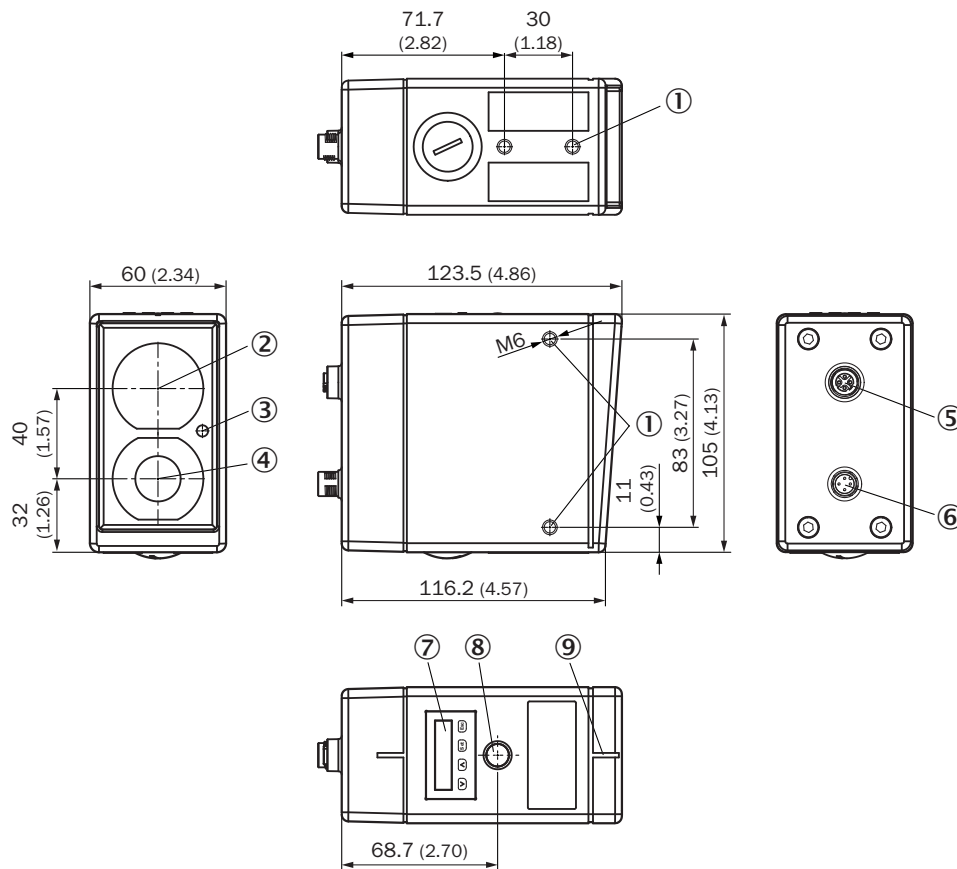
General notes

Note	Setting up a data transmission path requires a pair of devices, where one device has frequency F1 (ISD400-7xx1) and the other device has frequency F2 (ISD400-7xx2). A wide variety of Ethernet protocols can be used in protocol-free transmission (e.g., PROFINET, PROFI-safe, EtherNet/IP, EtherCAT, TCP/IP, etc.).
-------------	--

Classifications

ECI@ss 5.0	19039001
ECI@ss 5.1.4	19039001
ECI@ss 6.0	19179090
ECI@ss 6.2	19179090
ECI@ss 7.0	19179090
ECI@ss 8.0	19179090
ECI@ss 8.1	19179090
ECI@ss 9.0	19179090
ETIM 5.0	EC000515
ETIM 6.0	EC000515
UNSPSC 16.0901	43201404

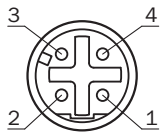
Dimensional drawing (Dimensions in mm (inch))



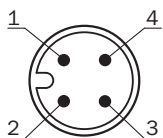
- ① Threaded mounting hole M6
- ② Center of optical axis, sender
- ③ Receive indicator
- ④ Center of optical axis, receiver
- ⑤ Ethernet female connector M12, 4-pin, D-coded
- ⑥ Power supply male connector M12, 4-pin, A-coded
- ⑦ Display with pushbuttons
- ⑧ Optical adjustment aid
- ⑨ Alignment sight

Connection type

Ethernet connection type

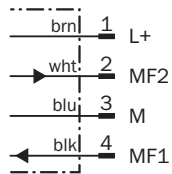


Voltage supply connection type

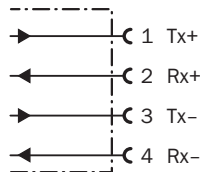


Connection diagram

Voltage supply connection diagram



Ethernet connection diagram




Adjustment possible



⑥ Liquid crystal display with function keys

Recommended accessories

Other models and accessories → www.sick.com/ISD400

	Brief description	Type	Part no.
Terminal and alignment brackets			
	Alignment unit for DME4000/ISD400, aluminum, anodised	BEF-DME/ISD	2046052

Recommended services

Additional services → www.sick.com/ISD400

	Type	Part no.
Warranty extensions		
<ul style="list-style-type: none">• Product area: Identification solutions, Vision, Distance sensors, Detection and ranging solutions• Range of services: The services correspond to the scope of the statutory manufacturer warranty (SICK general terms and conditions of purchase), Long-term protection for calculable lump sum.• Duration: Five-year warranty from date of purchase.	Five-year extended warranty	1680671

SICK AT A GLANCE

SICK is one of the leading manufacturers of intelligent sensors and sensor solutions for industrial applications. A unique range of products and services creates the perfect basis for controlling processes securely and efficiently, protecting individuals from accidents and preventing damage to the environment.

We have extensive experience in a wide range of industries and understand their processes and requirements. With intelligent sensors, we can deliver exactly what our customers need. In application centers in Europe, Asia and North America, system solutions are tested and optimized in accordance with customer specifications. All this makes us a reliable supplier and development partner.

Comprehensive services complete our offering: SICK LifeTime Services provide support throughout the machine life cycle and ensure safety and productivity.

For us, that is “Sensor Intelligence.”

WORLDWIDE PRESENCE:

Contacts and other locations –www.sick.com