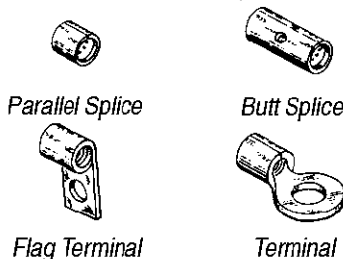


HYDRAULIC TOOLING

WIRE SIZE	Dies for 59973-1, 69065		Dies for 69067 ●Flag Terminals		59975-1, 69069 With/Self-Contained Dies	Dies for 58445-1	Dies for 69082	Dies for 69097		Dies for 69099
	Nest	Indenter	Nest	Indenter				Nest	Indenter	
8	48126	48355	48126● 48506●	48355● 48505●	59975-1 69069	—	—	46146	46145	69216
8 H.D.	48128-1	48127-1	48128-1	48127-1	—	—	—	—	—	—
6	48128	48127	48128● 48508●	48127● 48507●	59975-1 69069	—	—	46134	46133	69217
6 H.D.	48129-1	48127-1	48129-1	48127-1	—	—	—	—	—	—
4	48129	48127	48129● 48509●	48127● 48507●	59975-1 69069	—	—	46135	46133	69218
4 H.D.	48130-1	48127-1	48130-1	48127-1	—	—	—	—	—	—
2	48130	48127	48130● 48510●	48127● 48507●	59975-1 69069	—	—	46136	46133	45433
2 H.D.	48132-1	48131-1	48132-1	48131-1	—	—	—	—	—	—
1/0	48132	48131	48132● 48652●	48131● 48511●	—	—	—	46138	46137	45436
1/0 H.D.	48133-1	48131-1	48133-1	48131-1	—	—	—	—	—	—
2/0	48133	—	48133● 48805●	48131● 48511●	—	—	—	—	—	45439
3/0	48134	48131	48134● 48806●	48131● 48511●	—	—	—	—	—	45442
4/0	300430	—	300430● 48807●	48131● 48511●	—	—	—	—	—	45445
250-300 MCM	—	—	—	—	—	48816	69911	—	—	—
300-350 MCM	—	—	—	—	—	48817	69912	—	—	—
400 MCM	—	—	—	—	—	48818	69913	—	—	—
500-600 MCM	—	—	—	—	—	48819	69914	—	—	—

**SOLISTRAND\* Terminals and Splices**  
(Refer to page 3 and 4 for application tooling and accessories)




**Pressure Type Wire Connector Chart** (Use Type "W" Tooling)

WIRE SIZE RANGE	UL 424C LISTED	LR 7189 CERTIFIED
22-16 Solid or Stranded	22-16 Solid or Stranded	22-16 Solid or Stranded
16-14 Solid or Stranded	16-14 Solid or Stranded	16-14 Solid or Stranded
12-10 Solid or Stranded	12-10 Stranded	12-10 Solid or Stranded
8 Thru 600 MCM Solid or Stranded	8 Thru 600 MCM Stranded	8 Thru 4/0 Solid or Stranded

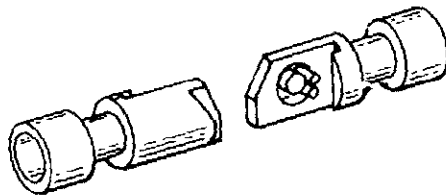
**NOTE:** 22-16 terminals and splices are stamped 22-18 in accordance with MIL-T-7928.

WIRE SIZE	HAND TOOLS † Long Handle ‡ Heavy Head	PNEUMATIC				TAPE	
		Heads for 626	Heads for 69015	Jaws for 68068-[ ]	Dies for 69710-1	Dies for 69875 ■ Reversed ■ Standard	Dies for 68250-1
26-22	69363†	---	---	---	---	68108-1	---
22-18	---	314516-1 679301-1	---	---	---	---	---
22-16	49935†	314516-1 679301-1	---	---	47812	68240-1 ■ 68096-1 ■■	---
16-14	49935†	314517-1 679301-1	---	---	47813	68241-1 ■ 68097-1 ■■	---
14-12	49592†	314518-1 679301-1	---	---	---	90566-1	---
12-10 16-14 H.D.	49935†	679301-1	---	---	47814 (Str. Wire Only)	68242-1 ■ 68338-1 ■■	---
	49965† (Flag Only)						
8	69339‡ (Str. Wire)	1338757-1	49956	68135	---	68243-1 (Single Indent)	68312-1 (Single Indent)
	69355‡		48412 (Flag Terminals)				
6	59083‡ (No Ratchet)	1338758-1	48172	68136	---	---	68313-1 (Single Indent)
			48413 (Flag Terminals)				
4	---	---	48173	---	---	---	---
2	---	---	48174	---	---	---	---
			48415 (Flag Terminals)				
1/0	---	---	48183	---	---	---	---

**AMPOWER\* Terminals and Splices**



Terminal



Quick Disconnect



Parallel Splice



Butt Splice

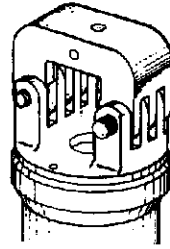
**Pressure Type Wire Connector Chart**  
(Use Type "C" Tooling)

WIRE SIZE RANGE	UL 424C LISTED	SP LR 7189 CERTIFIED
6 thru 1000 MCM	6 thru 1000 MCM Stranded	6 thru 1000 MCM Stranded

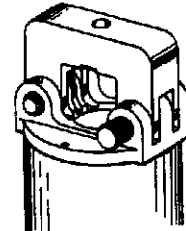
WIRE SIZE	HYDRAULIC TOOLING (Use Power Unit 69120-[ ] or 314979-1 ■ Quick Disconnect Terminals Only				
	Dies for 69099	Dies for 69082	Dies for 69065, 59973-1	Dies for 58445-1	Dies for 68073-2
6	69133-1	—	—	—	—
4	69134-2	—	—	—	—
2	46765-3	—	46321-3	—	—
1/0	46766-2	—	46322-2	—	—
	68361-1 ■ (with locator)				
2/0	46767-2	—	46323-2	—	—
	68253-1 ■ (with locator)				
3/0	46749-2	—	46324-2	—	—
	59867-1 ■ (with locator)				
4/0	46750-2	—	46325-2	—	—
	68304-1 ■ (with locator)				
250 MCM	46751-2 68203-1 ■	—	—	46326-2	—
300 MCM	446752-2	—	—	—	—
350 MCM	46753-2	69653 68204-1 ■	—	—	—
400 MCM	—	46754-2 68332-1 ■	—	—	—
500 MCM	—	46755-2 68206-1 ■	—	—	—
600 MCM	—	46756-2	—	—	—
600 H.D.	—	59870-1	—	—	—
700 MCM	—	46757-2	—	—	—
800 MCM	—	46758-2	—	—	—
900 MCM	—	46759-2	—	—	—
1000 MCM	—	46760-2	—	—	—
1250 MCM	—	—	—	—	68114-1
1500 MCM	—	—	—	—	68282-1

**TOOLING AND ACCESSORIES**

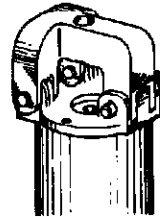
*Hydraulic Crimping Heads*



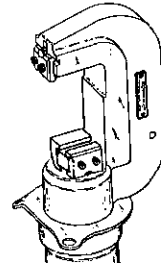
58445-1



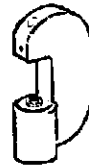
69065



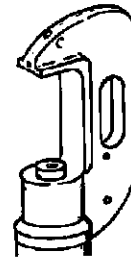
69067



68073-2



69097



69082



69069



69099

*Hand Tools*



Long and Short Handle



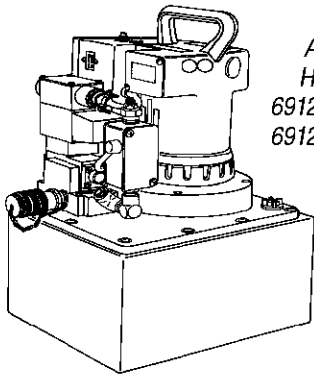
69710-1



Heavy Head

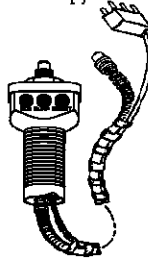
**TOOLING AND ACCESSORIES**

**Hydraulic**

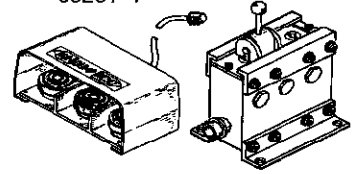


**AMP DYNA-CRIMP\***  
Hydraulic Power Units  
69120-1 (115 VAC - 60 Hz)  
69120-2 (230 VAC - 60 Hz)

Handle Control  
W/Hose and Cord  
59907-[]



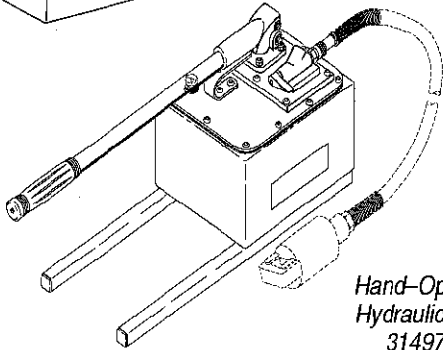
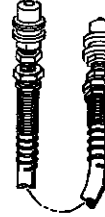
Foot Control  
68284-1



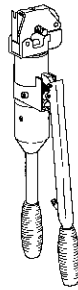
3-Way  
Multidirectional  
Valve

59220 (No Safety Sw)  
59220-2 (W/Safety Sw)

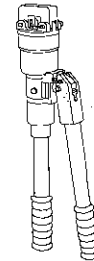
Hose Assy W/Crimping  
Head Coupling  
59909-[]



Hand-Operated  
Hydraulic Pump  
314979-1



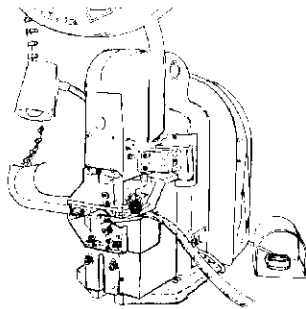
Hand Tool  
59975-1



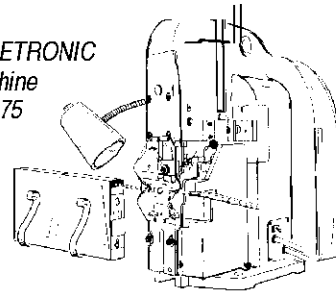
Hand Tool  
59973-1

**Tape Machines**

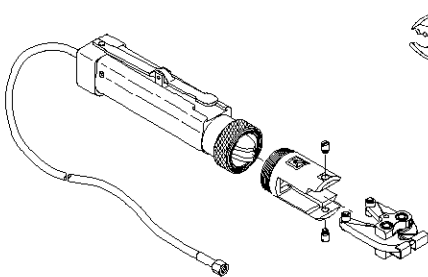
**AMP-TAPETRONIC\***  
Machine  
68250-1



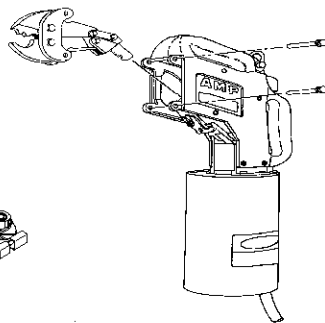
**AMP-TAPETRONIC**  
Machine  
69875



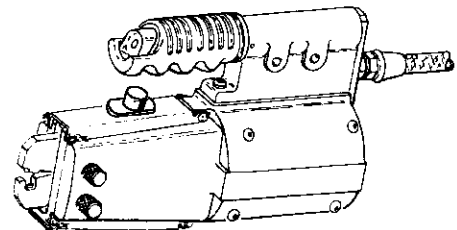
**Pneumatic**



626 Pneumatic Tooling Systems



69015



68068

Revised per EC 0990-1622-00: Supersede part numbers 679302-1 and 679303-1 with 1338757-1 and 1338758-1 respectively, and deleted obsolete part numbers where necessary.