


3.0 x 3.0 x 10.0 (mm) WiFi/Bluetooth Pillar PCB Substrate

Antenna(EVB+CW10D7) Engineering Specification

1. Product Number

H 2 B 1 B G 3 A 1 B 0 1 0 0



2. Features

- *Stable and reliable in performance.
- *RoHS 2.0 compliance
- *SMT processes compatible

3. Applications

- *ISM 2.4 GHz applications
- *Wi-Fi router (IEEE802.11 b/g/n)
- *Hand-held devices when WiFi / Bluetooth functions are needed, e.g. Tracker 、IoT Devices, etc.

4. Description

Unictron's CW10D7 chip antenna is designed for ISM 2.4GHz applications, covering frequencies 2400~2500MHz. Fabricated with proprietary design and processes, CW10D7 shows excellent performance and is fully compatible with SMT processes which can decrease the assembly cost and improve device's quality and consistency.



詠業科技股份有限公司
Unictron Technologies Corporation
Website: www.unictron.com

THIS DRAWINGS AND SPECIFICATIONS ARE THE PROPERTY OF UNICTRON TECHNOLOGIES CORPORATION AND SHALL NOT BE REPRODUCED OR USED AS THE BASIS FOR THE MANUFACTURE OR SALE OF APPARATUS OR DEVICES WITHOUT PERMISSION

Prepared by : Wen

Designed by : Peter

Checked by : Mike

Approved by : Herbert

TITLE : WiFi/Bluetooth Pillar PCB Substrate
Antenna(EVB+CW10D7) Engineering Specification

DOCUMENT
NO.

H2B1BG3A1B0100

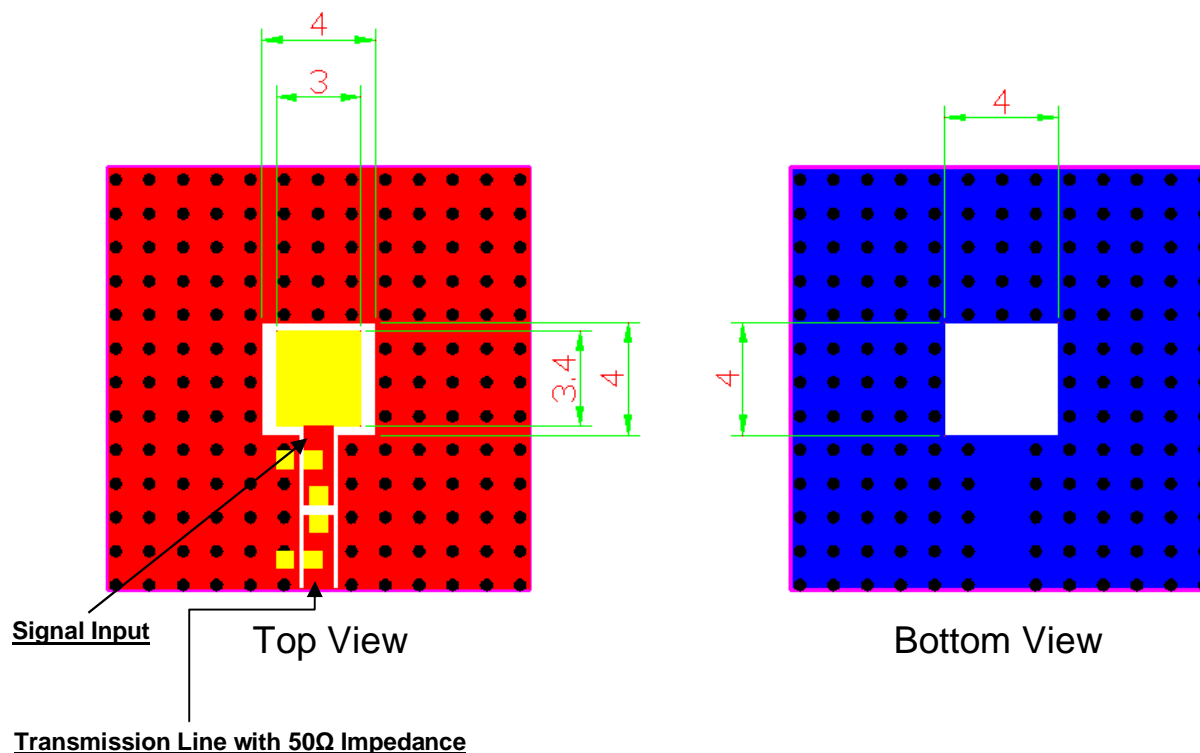
REV.
Pre

5. Layout Guide & Electrical Specifications

5-1. Layout Guide (Unit : mm)

Solder Land Pattern:

The solder land pattern (gold marking areas) is shown below. Recommendation on matching circuit will be provided according to customer's installation conditions.



詠業科技股份有限公司
Unictron Technologies Corporation
Website: www.unictron.com

THIS DRAWINGS AND SPECIFICATIONS ARE THE PROPERTY OF UNICTRON TECHNOLOGIES CORPORATION AND SHALL NOT BE REPRODUCED OR USED AS THE BASIS FOR THE MANUFACTURE OR SALE OF APPARATUS OR DEVICES WITHOUT PERMISSION

Prepared by : Wen

Designed by : Peter

Checked by : Mike

Approved by : Herbert

TITLE : WiFi/Bluetooth Pillar PCB Substrate
Antenna(EVB+CW10D7) Engineering Specification

DOCUMENT
NO.

H2B1BG3A1B0100

REV.
Pre

5-2. Electrical Specifications

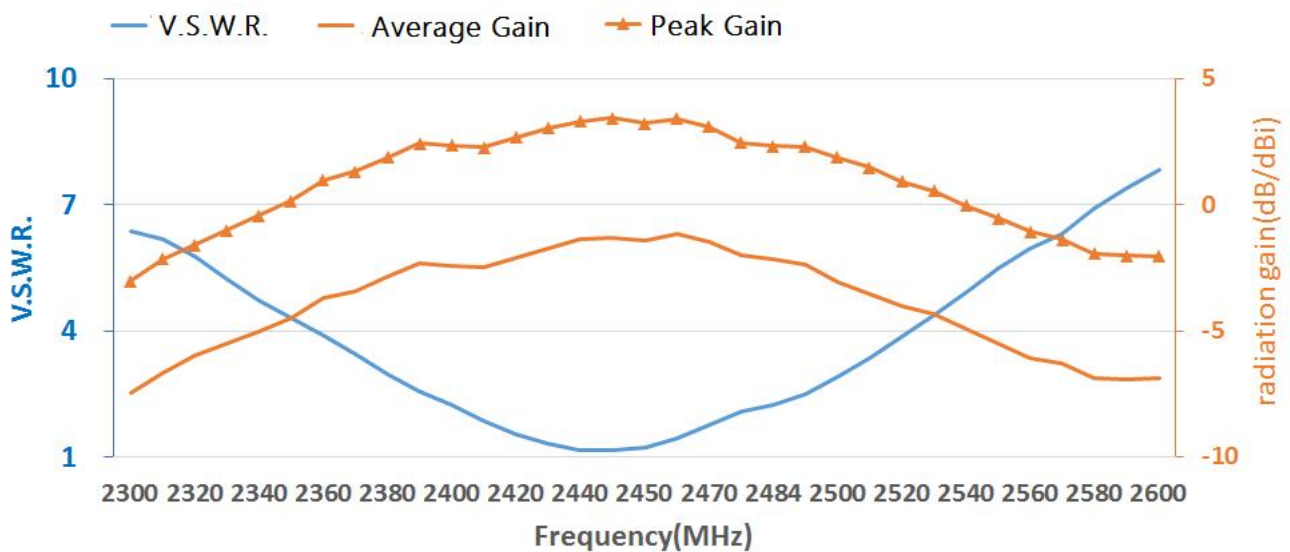
5-2-1. Electrical Table

| Characteristics | | Specifications | Unit |
|----------------------------|-------------|-----------------------|----------|
| Outline Dimensions | | 3.0 x 3.0 x 10.0 | mm |
| Ground Plane Dimensions | | 80 x 80 | mm |
| Working Frequency | | 2400~ 2500 | MHz |
| VSWR (@ center frequency)* | | 2 Max. | |
| Characteristic Impedance | | 50 | Ω |
| Polarization | | Vertical Polarization | |
| Peak Gain | (@2442 MHz) | 3.4(Typical**) | dBi |
| Efficiency | | 61.5(Typical**) | % |

* Center frequency is the frequency with the lowest value of return loss.

** Typical value is for reference only. The actual efficiency will depend on the circuit board used

5-2-2. Frequency vs. V.S.W.R. and Radiation Gain



詠業科技股份有限公司
Unictron Technologies Corporation
Website: www.unictron.com

THIS DRAWINGS AND SPECIFICATIONS ARE THE PROPERTY OF UNICTRON TECHNOLOGIES CORPORATION AND SHALL NOT BE REPRODUCED OR USED AS THE BASIS FOR THE MANUFACTURE OR SALE OF APPARATUS OR DEVICES WITHOUT PERMISSION

Prepared by : Wen

Designed by : Peter

Checked by : Mike

Approved by : Herbert

TITLE : WiFi/Bluetooth Pillar PCB Substrate
Antenna(EVB+CW10D7) Engineering Specification

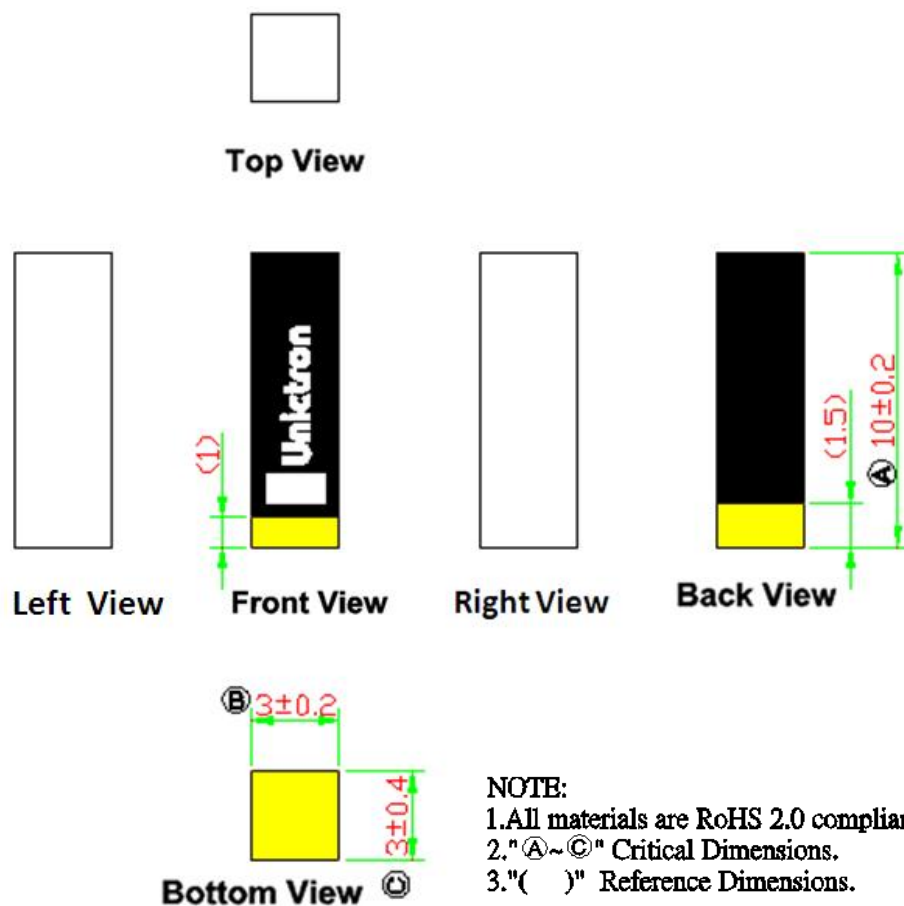
DOCUMENT
NO.

H2B1BG3A1B0100

REV.
Pre

6. Outline Dimensions of Antenna (unit: mm)

6-1. Antenna Dimensions



詠業科技股份有限公司
 Unictron Technologies Corporation
 Website: www.unictron.com

THIS DRAWINGS AND SPECIFICATIONS ARE THE PROPERTY OF UNICTRON TECHNOLOGIES CORPORATION AND SHALL NOT BE REPRODUCED OR USED AS THE BASIS FOR THE MANUFACTURE OR SALE OF APPARATUS OR DEVICES WITHOUT PERMISSION

Prepared by : Wen

Designed by : Peter

Checked by : Mike

Approved by : Herbert

TITLE : WiFi/Bluetooth Pillar PCB Substrate
 Antenna(EVB+CW10D7) Engineering Specification

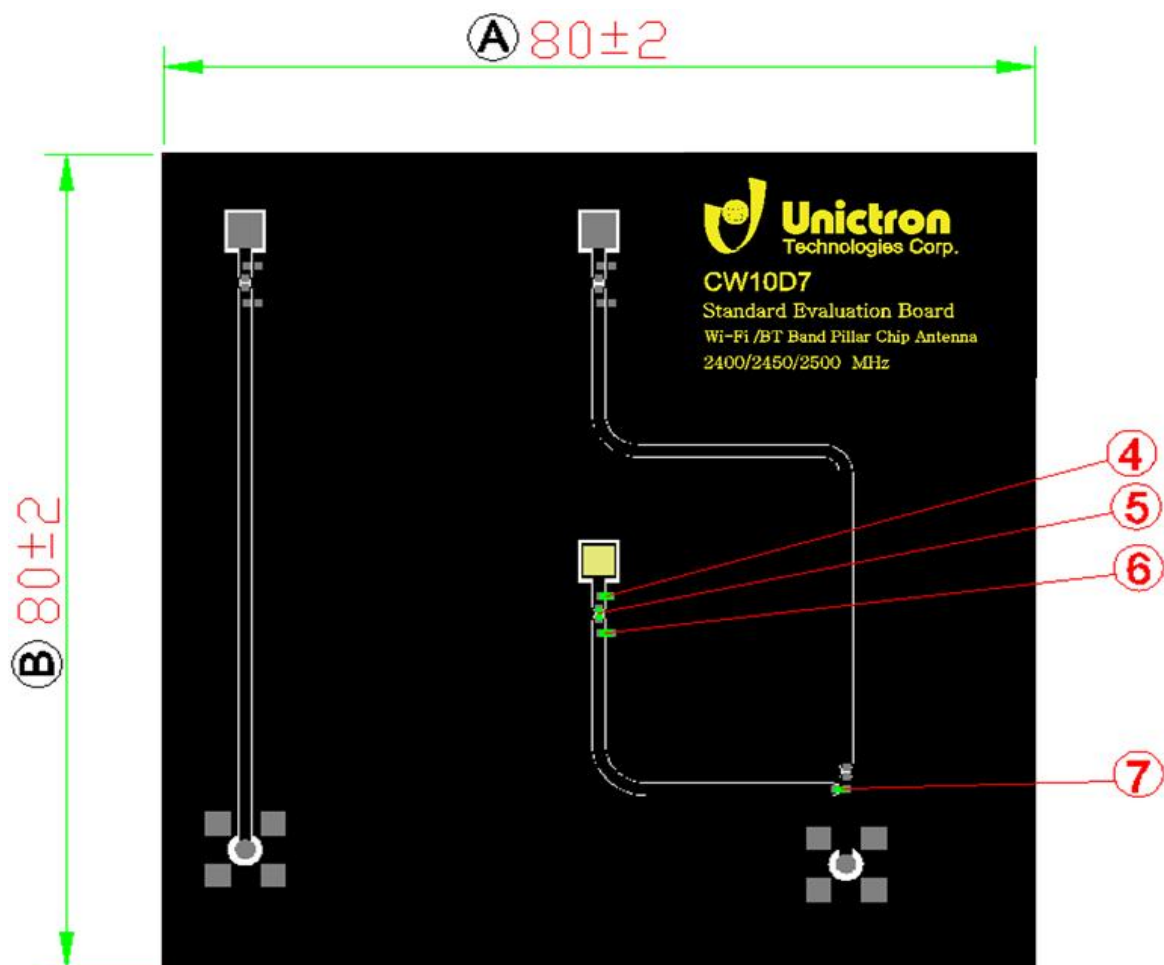
DOCUMENT NO.

H2B1BG3A1B0100

REV.

Pre

6-2. Evaluation Board with Antenna



詠業科技股份有限公司
Unictron Technologies Corporation
Website: www.unictron.com

THIS DRAWINGS AND SPECIFICATIONS ARE THE PROPERTY OF UNICTRON TECHNOLOGIES CORPORATION AND SHALL NOT BE REPRODUCED OR USED AS THE BASIS FOR THE MANUFACTURE OR SALE OF APPARATUS OR DEVICES WITHOUT PERMISSION

Prepared by : Wen

Designed by : Peter

Checked by : Mike

Approved by : Herbert

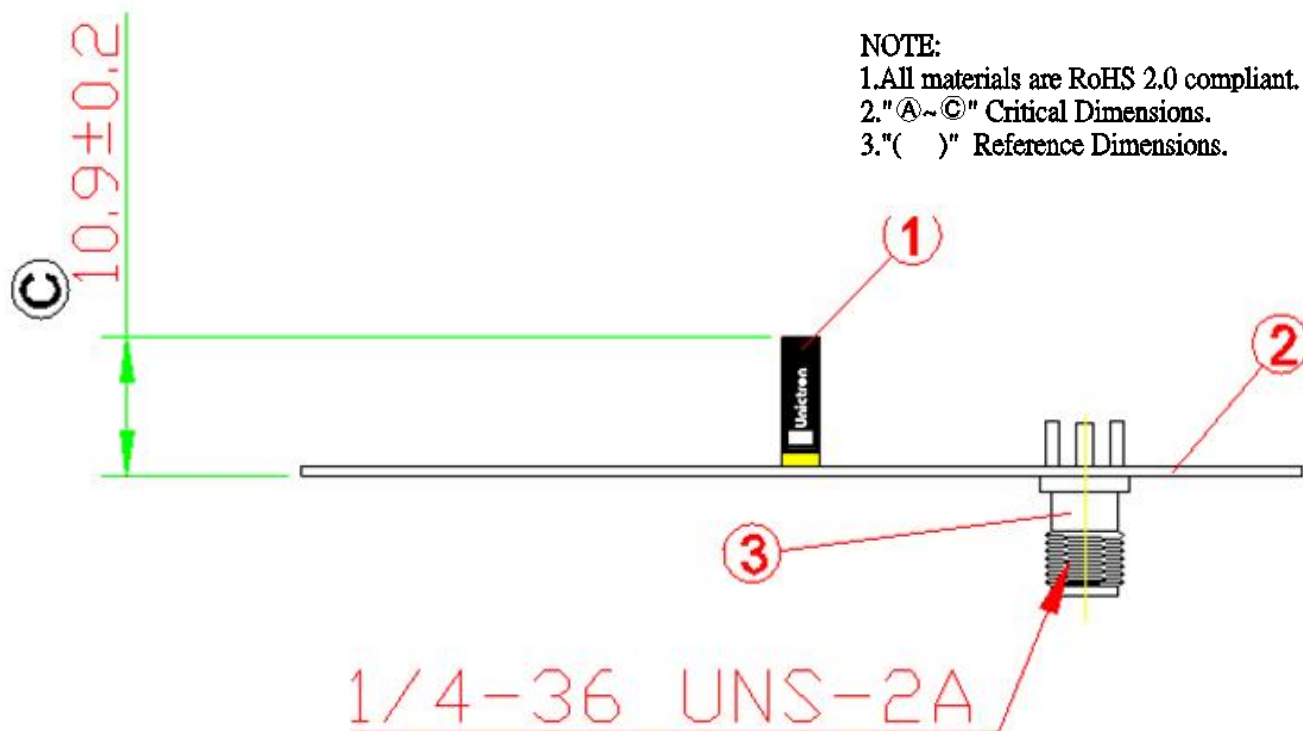
TITLE : WiFi/Bluetooth Pillar PCB Substrate
Antenna(EVB+CW10D7) Engineering Specification

DOCUMENT
NO.

H2B1BG3A1B0100

REV.

Pre



| ITEM | PART NO. | Name | Material | Color | Q'ty |
|------|----------|---------------|----------|-------|------|
| 1 | | Chip antenna | FR4 | | 1 |
| 2 | | EVB Board PCB | FR4 | Black | 1 |
| 3 | | SMA(F)ST | Brass | Gold | 1 |
| 4 | | L_0402 | | | 1 |
| 5 | | L_0402 | | | 1 |
| 6 | | C_0402 | | | 1 |
| 7 | | 0Ω | | | 1 |



詠業科技股份有限公司
 Unictron Technologies Corporation
 Website: www.unictron.com

THIS DRAWINGS AND SPECIFICATIONS ARE THE PROPERTY OF UNICTRON TECHNOLOGIES CORPORATION AND SHALL NOT BE REPRODUCED OR USED AS THE BASIS FOR THE MANUFACTURE OR SALE OF APPARATUS OR DEVICES WITHOUT PERMISSION

Prepared by : Wen

Designed by : Peter

Checked by : Mike

Approved by : Herbert

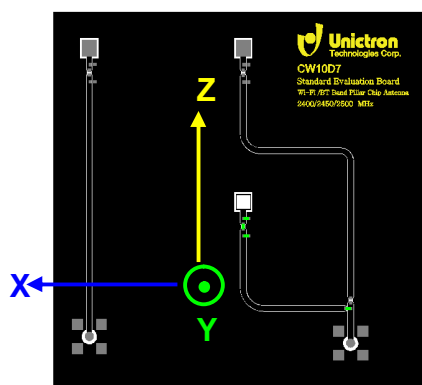
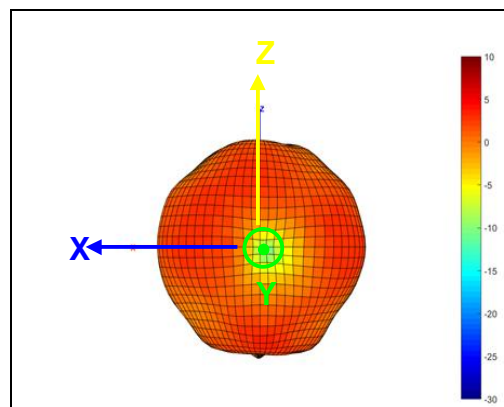
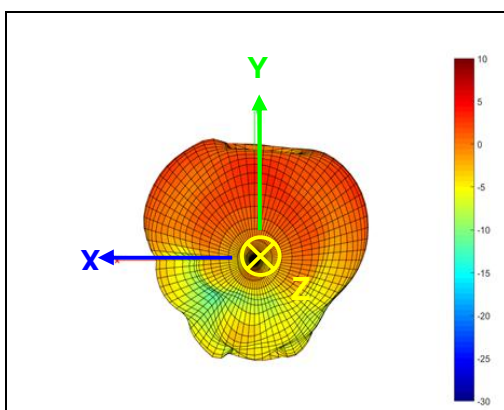
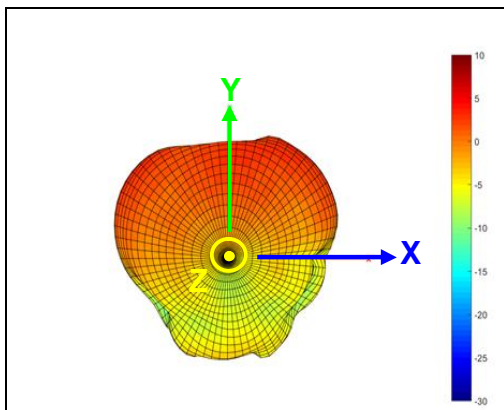
TITLE : WiFi/Bluetooth Pillar PCB Substrate
 Antenna(EVB+CW10D7) Engineering Specification

DOCUMENT
NO.

H2B1BG3A1B0100

REV.
Pre

7. 3D Radiation Gain Pattern@ 2442 MHz (Unit: dBi)



詠業科技股份有限公司
Unictron Technologies Corporation
Website: www.unictron.com

THIS DRAWINGS AND SPECIFICATIONS ARE THE PROPERTY OF UNICTRON TECHNOLOGIES CORPORATION AND SHALL NOT BE REPRODUCED OR USED AS THE BASIS FOR THE MANUFACTURE OR SALE OF APPARATUS OR DEVICES WITHOUT PERMISSION

Prepared by : Wen

Designed by : Peter

Checked by : Mike

Approved by : Herbert

TITLE : WiFi/Bluetooth Pillar PCB Substrate
Antenna(EVB+CW10D7) Engineering Specification

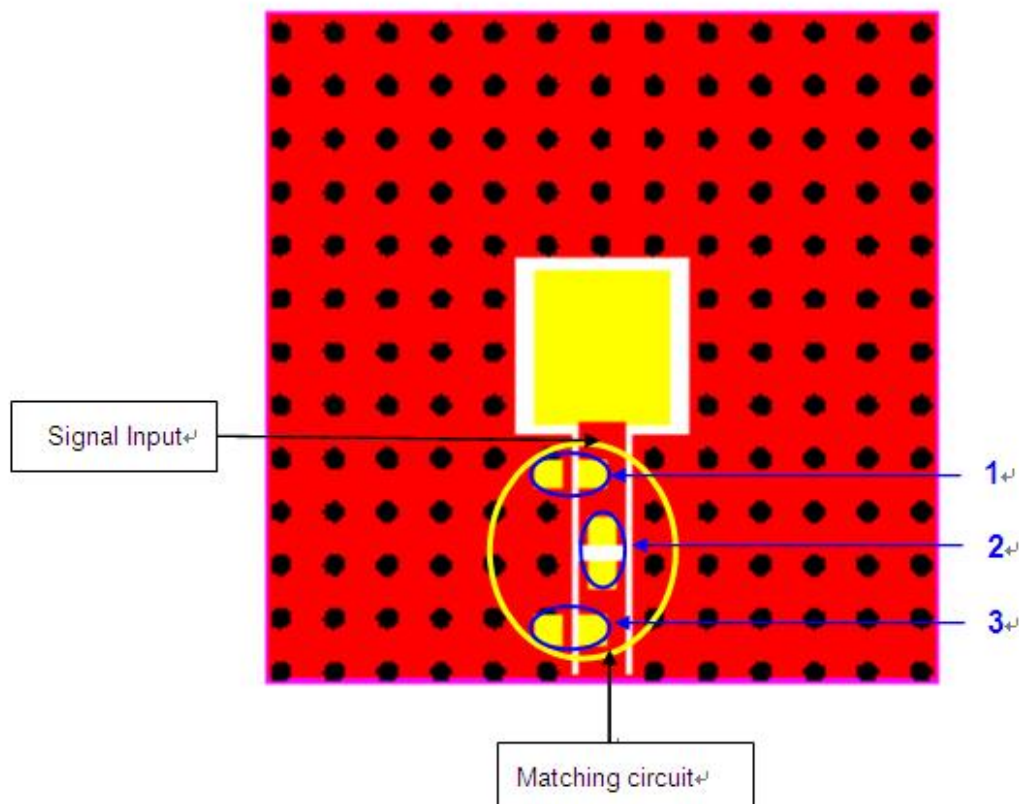
DOCUMENT
NO.

H2B1BG3A1B0100

REV.
Pre

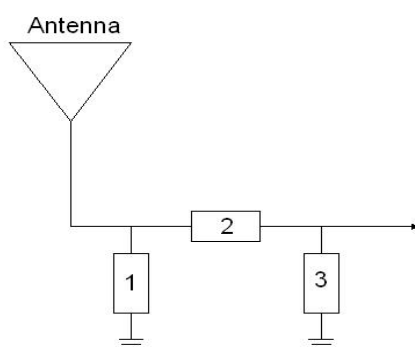
8. Frequency Tuning

8-1. Chip antenna tuning scenario :



8-2. Matching circuit :

With the following recommended values of matching and tuning components, the center frequencies will be about 2442 MHz at our standard 80 x 80 mm² evaluation board. However, these are typical reference values which may need to be changed when circuit boards or part vendors are different.



| System Matching Circuit Component | | | |
|-----------------------------------|--------------|--------|-----------|
| Location | Description | Vendor | Tolerance |
| 1 | 1nH, (0402) | MURATA | ±0.1 nH |
| 2 | 1nH, (0402) | MURATA | ±0.1 nH |
| 3 | 1.5pF,(0402) | MURATA | ±0.1 pF |



詠業科技股份有限公司
Unictron Technologies Corporation
Website:www.unictron.com

THIS DRAWINGS AND SPECIFICATIONS ARE THE PROPERTY OF UNICTRON TECHNOLOGIES CORPORATION AND SHALL NOT BE REPRODUCED OR USED AS THE BASIS FOR THE MANUFACTURE OR SALE OF APPARATUS OR DEVICES WITHOUT PERMISSION

Prepared by : **Wen**

Designed by : **Peter**

Checked by : **Mike**

Approved by : **Herbert**

**TITLE : WiFi/Bluetooth Pillar PCB Substrate
Antenna(EVB+CW10D7) Engineering Specification**

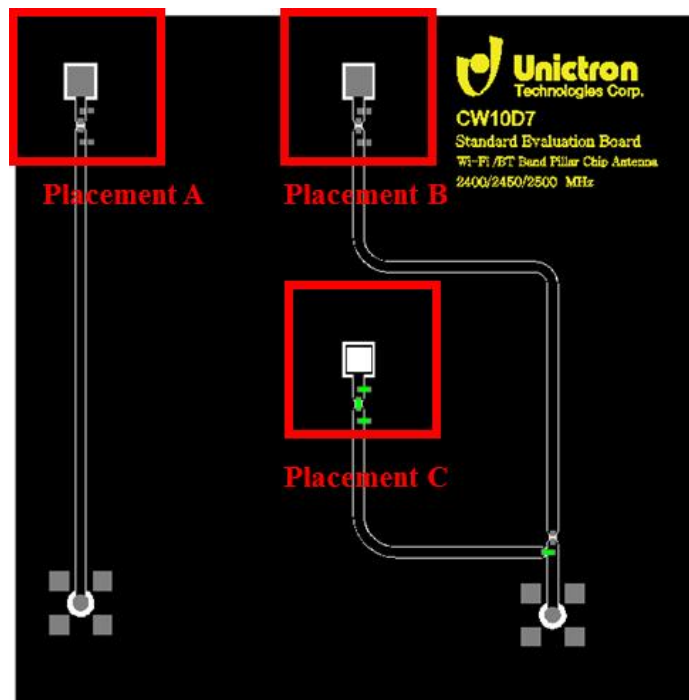
**DOCUMENT
NO.**

H2B1BG3A1B0100

**REV.
Pre**

9. Typical Efficiency Values @ 2442 MHz with three antenna installation locations

The radiation efficiencies of antenna installed at various locations on the evaluation board are shown in the table below.



| Placements | Efficiency (%) | Polarizations |
|------------|----------------|-----------------------|
| A | 74.6 | Horizontal + Vertical |
| B | 63.6 | Horizontal + Vertical |
| C | 61.5 | Vertical |



詠業科技股份有限公司
Unictron Technologies Corporation
Website: www.unictron.com

THIS DRAWINGS AND SPECIFICATIONS ARE THE PROPERTY OF UNICTRON TECHNOLOGIES CORPORATION AND SHALL NOT BE REPRODUCED OR USED AS THE BASIS FOR THE MANUFACTURE OR SALE OF APPARATUS OR DEVICES WITHOUT PERMISSION

Prepared by : Wen

Designed by : Peter

Checked by : Mike

Approved by : Herbert

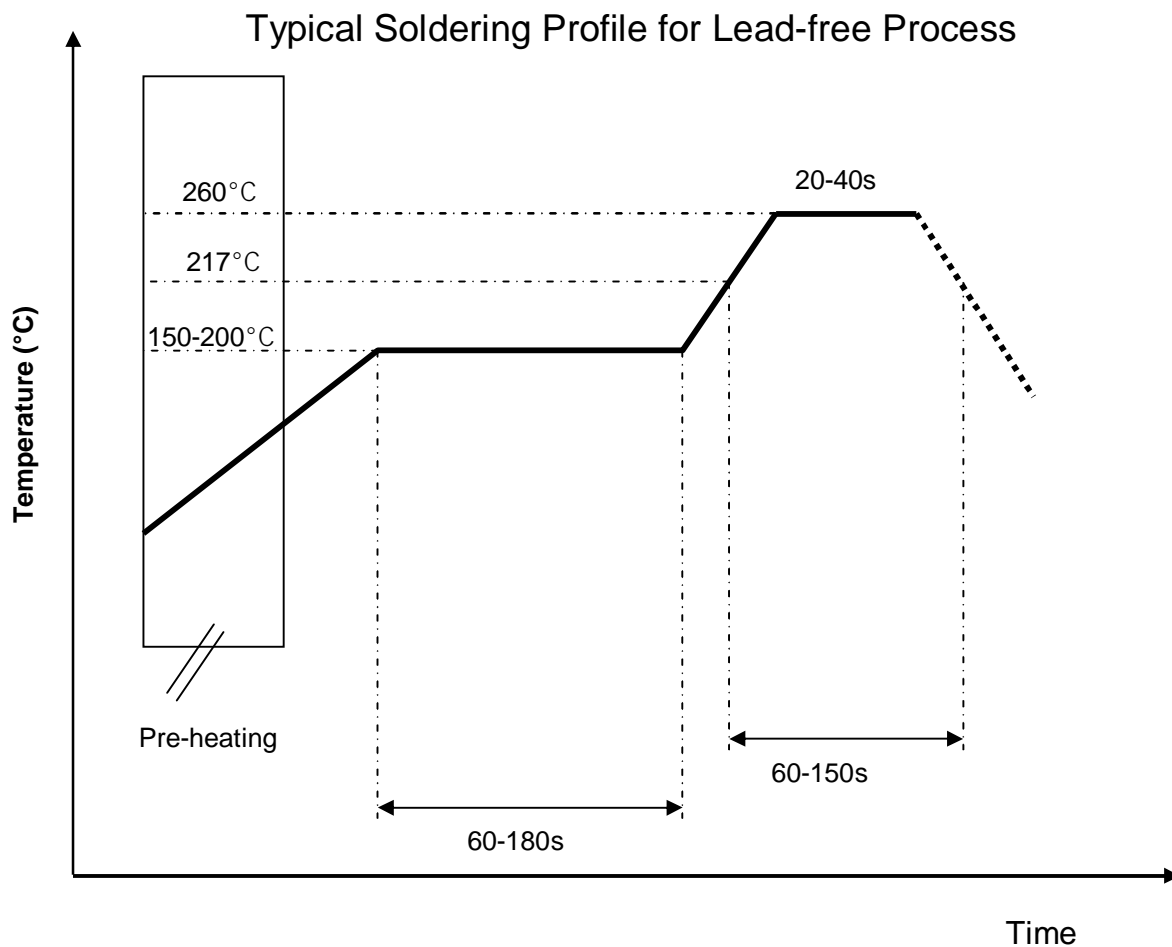
TITLE : WiFi/Bluetooth Pillar PCB Substrate
Antenna(EVB+CW10D7) Engineering Specification

DOCUMENT
NO.

H2B1BG3A1B0100

REV.
Pre

10. Soldering Conditions



*Recommended solder paste alloy: SAC305 (Sn96.5 /Ag3 /Cu0.5) Lead Free solder paste



詠業科技股份有限公司
Unictron Technologies Corporation
Website: www.unictron.com

THIS DRAWINGS AND SPECIFICATIONS ARE THE PROPERTY OF UNICTRON TECHNOLOGIES CORPORATION AND SHALL NOT BE REPRODUCED OR USED AS THE BASIS FOR THE MANUFACTURE OR SALE OF APPARATUS OR DEVICES WITHOUT PERMISSION

Prepared by : Wen

Designed by : Peter

Checked by : Mike

Approved by : Herbert

TITLE : WiFi/Bluetooth Pillar PCB Substrate
Antenna(EVB+CW10D7) Engineering Specification

DOCUMENT
NO.

H2B1BG3A1B0100

REV.
Pre

11. Operating & Storage Conditions

11-1. Operating

- (1) Maximum Input Power: 2 W
- (2) Operating Temperature: -40°C to 85°C
- (3) Relative Humidity: 10% to 70%

11-2. Storage (sealed)

- (1) Storage Temperature: -5°C to 40°C
- (2) Relative Humidity: 20% to 70%
- (3) Shelf Life: 1 year

12. Notice

(1) Installation Guide:

Please refer to Unictron's application note "General guidelines for the installation of Unictron's chip antennas" for further information.

(2) All specifications are subject to change without notice.



詠業科技股份有限公司
Unictron Technologies Corporation
Website: www.unictron.com

THIS DRAWINGS AND SPECIFICATIONS ARE THE PROPERTY OF UNICTRON TECHNOLOGIES CORPORATION AND SHALL NOT BE REPRODUCED OR USED AS THE BASIS FOR THE MANUFACTURE OR SALE OF APPARATUS OR DEVICES WITHOUT PERMISSION

Prepared by : **Wen**

Designed by : **Peter**

Checked by : **Mike**

Approved by : **Herbert**

TITLE : WiFi/Bluetooth Pillar PCB Substrate
Antenna(EVB+CW10D7) Engineering Specification

**DOCUMENT
NO.**

H2B1BG3A1B0100

**REV.
Pre**