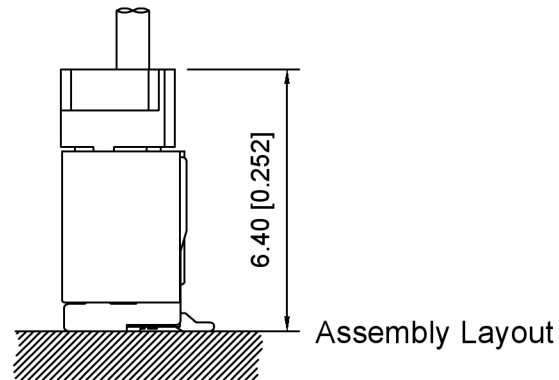
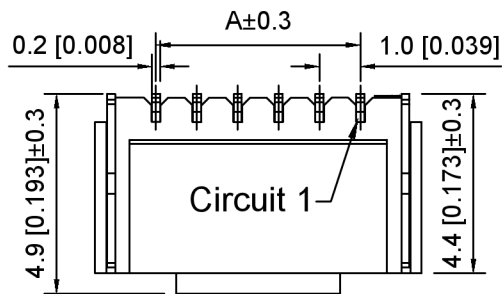
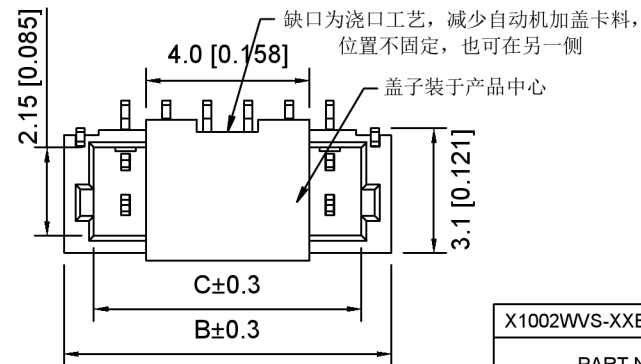
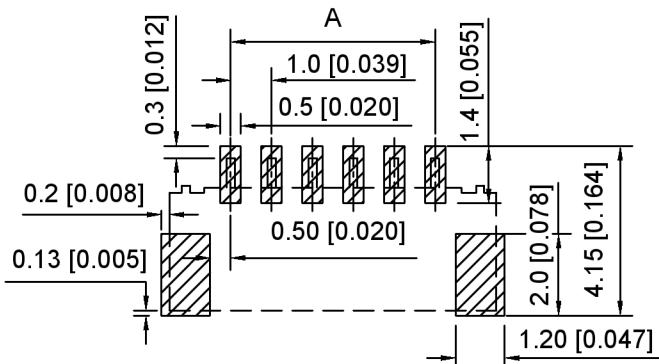


Specifications:  
 规格:  
 Voltage rating:50V AC/DC  
 额定电压: 50V AC/DC  
 Current rating:1A AC/DC  
 额定电流: 1A AC/DC  
 Withstanding voltage:500V AC/minute  
 耐受电压: 500V AC/分钟  
 Temperature range:-25°C~+85°C  
 温度范围: -25°C~+85°C  
 Insulation resistance:≥100MΩ  
 绝缘电阻: ≥100MΩ Contact resistance:≤20mΩ  
 接触电阻: ≤20mΩ



X1002 W V S - XX E - LP SW HF  
 ① ② ③ ④ ⑤ ⑥ ⑦ ⑧ ⑨

- Series No
- Category:W-Wafer
- Welding Board Angle:V-Stright 180°
- Welding Way:S-SMT
- Row No.Pin No:XX-02~10P
- Special No:E-Ear clip
- Material:LP-LCP UL94V-0 Natural  
CAP:LCP UL94V-0 Natural
- Plating:SW-Matte Tin / V01-Gold Flash
- HF-Halogen Free; Blank-Halogen



Poles	Dimensions(mm)			Poles	Dimensions(mm)		
	A	B	C		A	B	C
02	1.00	4.00	2.45	10	9.00	12.00	10.45
03	2.00	5.00	3.45	11	10.00	13.00	11.45
04	3.00	6.00	4.45	12	11.00	14.00	12.45
05	4.00	7.00	5.45	13	12.00	15.00	13.45
06	5.00	8.00	6.45	14	13.00	16.00	14.45
07	6.00	9.00	7.45	15	14.00	17.00	15.45
08	7.00	10.00	8.45	16	15.00	18.00	16.45
09	8.00	11.00	9.45	20	19.00	22.00	20.45

X1002WVS-XXE-LPSWHF	LCP	Phosphor Bronze	X1002T
PART NO	Material	Material(Pin)	Suitable XKB Housing

Recommended PCB Layout

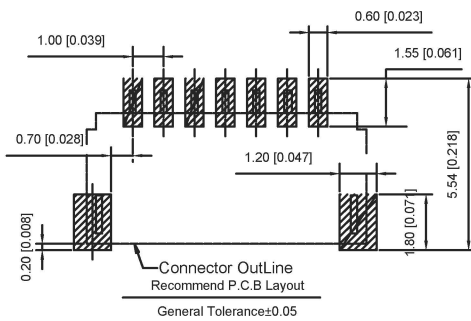
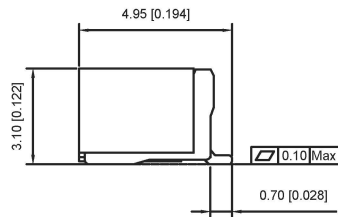
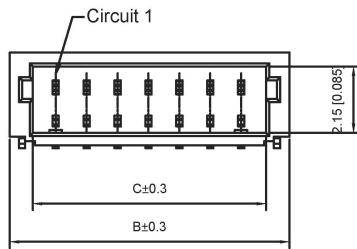
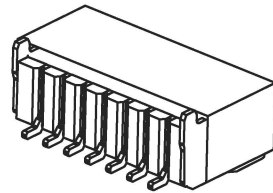
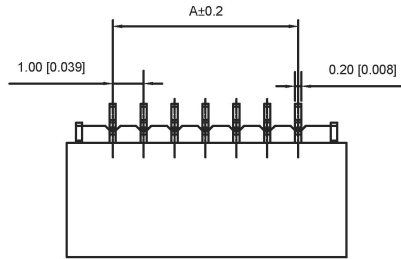
广东星坤科技股份有限公司

MARK	DESCRIPTION	DATE	REVISED	APPROVED	UNSPECIFIED TOLERANCES
Δ*					ANGLAR ±5°
ΔX					L ≤ 4 ±0.2
Δ效					4 < L ≤ 16 ±0.3
					16 < L ≤ 63 ±0.4
					L > 63 ±0.5



DSND		SCALE: N/A	MODEL TYPE: 1.0mm Crimp Style Connector
DWN		VIEW:	PART NO.: X1002WVS-XXE-LPSWHF
CHKD		UNIT: mm/in	DWG NO.: X-X1002WVS-XXE-LPSWHF
APPD		SIZE: A4	
XKB INDUSTRIAL PRECISION CO., LIMITED			WEIGHT
			SHEET
			REVISION
			1/1
			A0

文件工程章



■ Specifications :

- Voltage rating: 50 V AC / DC
- Current rating: 1A AC / DC
- Withstanding voltage: 500V AC/minute
- Temperature range: -25°C~+85°C
- Insulation resistance: ≥100MΩ
- Contact resistance: ≤20mΩ
- After environmental testing:≤40mΩ

X1002 W R S- XX-E-LP XX XX  
① ② ③ ④ ⑤ ⑥ ⑦ ⑧

- ① Series No.
- ② Category : W-WAFER
- ③ Wedding Board Angle : V-Stright Angle 180°
- ④ Welding Way:S-SMT
- ⑤ Row No.Pin No.XX-02P~20P
- ⑥ Plug the Pin & Special No:E-Ear clip
- ⑦ Material:LP-LCP 94V-0
- ⑧ Planting Category: SW-Matte Tin plating(Tin:70u Min)  
SN-Bright tin Plating  
V01-Gold Flash
- ⑨ HF-Halogen Free;Blank-Halogen

Poles	Dimensions(mm)			Poles	Dimensions(mm)		
	A	B	C		A	B	C
02	1.00	4.00	2.50	12	10.00	13.00	11.50
03	2.00	5.00	3.50	13	11.00	14.00	12.50
04	3.00	6.00	4.50	14	12.00	15.00	13.50
05	4.00	7.00	5.50	15	13.00	16.00	14.50
06	5.00	8.00	6.50	16	14.00	17.00	15.50
07	6.00	9.00	7.50	17	15.00	18.00	16.50
08	7.00	10.00	8.50	18	17.00	20.00	18.50
09	8.00	11.00	9.50	20	19.00	22.00	20.50
10	9.00	12.00	10.50				

X1002WRS-XXE-LPSWHF	LCP UL 94V-0	Brass	Tin Plated	X1002H-L
X1002WRS-XXE-LPV01	LCP UL 94V-0	Phosphor Bronze	Gold Flash	X1002H
X1002WRS-XXE-LPSW	LCP UL 94V-0		Tin Plating Fog	
PART NO	Material	Material(Pin And Solder Tabs)	Finish(Pin And Solder Tabs)	Suitable XK8 Terminal

广东星坤科技股份有限公司

生效

ΔX	日期
MARK	DESCRIPTION

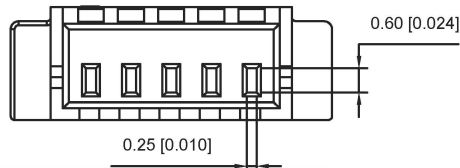
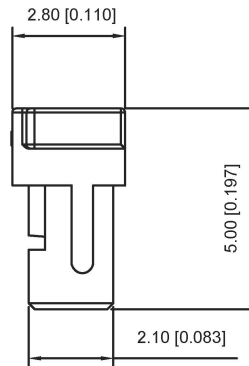
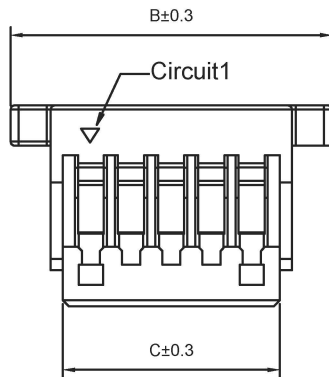
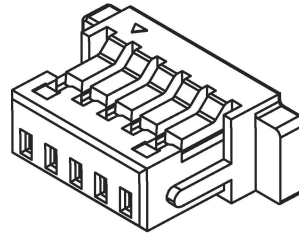
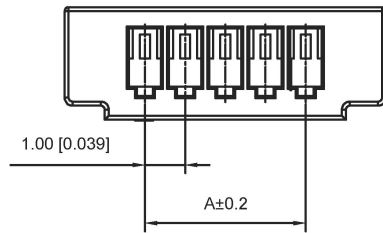
REVISIONS

UNSPECIFIED TOLERANCES

DSND	DATE	SCALE: N/A	MODEL TYPE: X1002WRS-XXE-LPXXXX
DWN	DATE	VIEW:	PART NO.: 1.0mm Crimp Style Connectors
CHKD	DATE	UNIT: mm/in	DWG NO.:
APPD	DATE	SIZE: A4	
XKB INDUSTRIAL PRECISION CO., LIMITED			WEIGHT 1.0g
			SHEET 1/1
			REVISION A0

文件工程章

www.xk-dg.cn www.helloxkb.com www.helloxkb.cn



■ Specifications :

- Voltage rating: 50 V AC / DC
- Current rating: 1A AC / DC
- Withstanding voltage: 500V AC/minute
- Temperature range: -25°C~+85°C
- Insulation resistance: ≥100MΩ
- Contact resistance: ≤20mΩ
- After environmental testing: ≤40mΩ

X1002 H-XX E-XX HF

- ① Series No.
- ② Category : H-HSG
- ③ Row No.Pin No.XX-02P-20P
- ④ Special No:E-Have ears
- ⑤ Material:PT-PBT;N0-PA66 94V-0
- ⑥ HF-Halogen Free

Poles	Dimensions(mm)			Poles	Dimensions(mm)		
	A	B	C		A	B	C
02	1.00	5.00	2.40	13	12.00	16.00	13.40
03	2.00	6.00	3.40	14	13.00	17.00	14.40
04	3.00	7.00	4.40	15	14.00	18.00	15.40
05	4.00	8.00	5.40	16	15.00	19.00	16.40
06	5.00	9.00	6.40	17	16.00	20.00	17.40
07	6.00	10.00	7.40	18	17.00	21.00	18.40
08	7.00	11.00	8.40	19	18.00	22.00	19.40
09	8.00	12.00	9.40	20	19.00	23.00	20.40
10	9.00	13.00	10.40	22	21.00	25.00	22.40
11	10.00	14.00	11.40	24	23.00	27.00	24.40
12	11.00	15.00	12.40				

PART NO	Material	Suitable XKB Terminal	Suitable XKB Terminal
X1002H-XXE-V0HF	PA66 UL 94V-0 Halogen Free	X1002T	X1002W
X1002H-XXE-N0	PA66 UL 94V-0		
X1002H-XXE-PT	PBT UL 94V-0		

广东星坤科技股份有限公司

生效

MARK	DESCRIPTION	DATE	REVISED	APPROVED
ΔX				
ΔX				
ΔX				

日期

REVISIONS

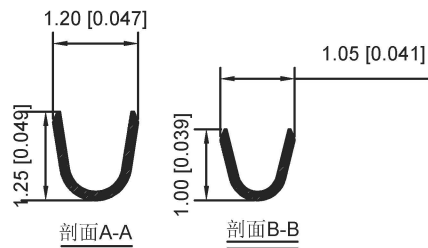
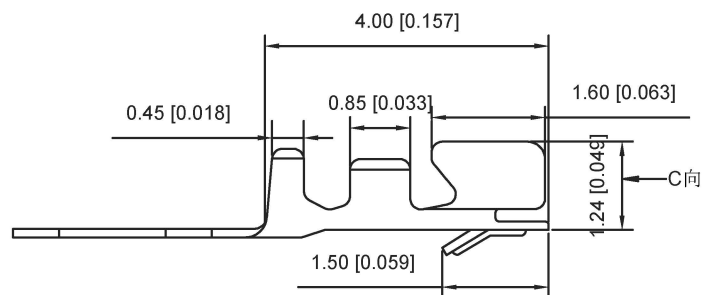
www.xk-dg.cn www.helloxkb.com www.helloxkb.cn

ANGLAR	±5°
L ≤ 4	±0.2
4 < L ≤ 16	±0.3
16 < L ≤ 63	±0.4
L > 63	±0.5

UNSPECIFIED TOLERANCES

DSND	DATE	SCALE: N/A	MODEL TYPE: X1002H-XXE-N0HF
DWN	DATE	VIEW:	PART NO.: 1.0mm Crimp Style Connectors
CHKD	DATE	UNIT: mm/in	DWG NO.:
APPD	DATE	SIZE: A4	
XKB INDUSTRIAL PRECISION CO., LIMITED			WEIGHT: 1.0g
			SHEET: 1/1
			REVISION: A0

文件工程章

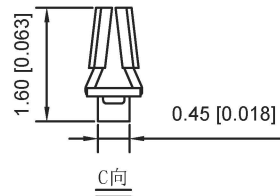
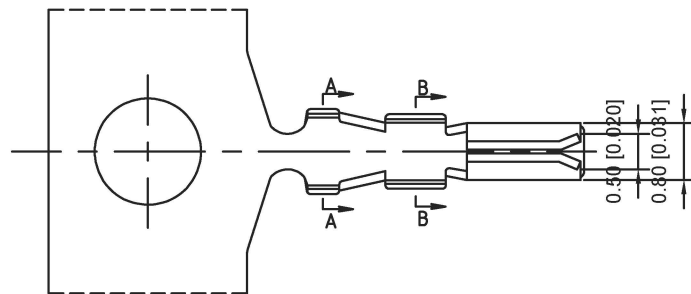


■ Specifications :

- Voltage rating: 50 V AC / DC
- Current rating: 1A AC / DC
- Withstanding voltage: 500V AC/minute
- Temperature range: -25°C~+85°C
- Insulation resistance: ≥100MΩ
- Contact resistance: ≤20mΩ
- After environmental testing: ≤40mΩ

X1002 T- P XX-E  
① ② ③ ④ ⑤

- ① Series No.
- ② Category : T-terminal
- ③ Material:P-Phosphor bronze
- ④ Plating Style:  
V01-All Gold Flash  
SN-Bright tin plating 70u";30u" Ni  
SN2-50u" Ni Min,120u" Tin Min
- ⑤ Plug the Pin & Special No:E-Have ears



X1002T-PV03-E	Phospho Bronze	AWG#28-32	0.80mm	Stamping Before Plating 30-50u" Ni/Whole Gold 3u" Min	X1002H
X1002T-PV01-E				Stamping Before Plating 30-50u" Ni/Whole Gold Gold Flash	
X1002T-PSN2-E				Stamping Before Plating 50u" Min Ni;120u"Sn Min	
X1002T-PSN-E				Stamping Before Plating 30-50u" Ni;70-120u"Sn	
PART No	Material	Wire Range	Insulation O.D.	Finish	Suitable XKB Terminal

广东星坤科技股份有限公司

生效

ΔX	日期
ΔX	日期
ΔX	日期
MARK	DESCRIPTION

REVISIONS

www.xk-dg.cn www.helloxkb.com www.helloxkb.cn

ANGLAR	±5°
L ≤ 4	±0.2
4 < L ≤ 16	±0.3
16 < L ≤ 63	±0.4
L > 63	±0.5

UNSPECIFIED TOLERANCES

DSND	DATE	SCALE: N/A	MODEL TYPE: X1002T-XXX-E
DWN	DATE	VIEW:	PART NO.: 1.0mm Crimp Style Connectors
CHKD	DATE	UNIT: mm/in	DWG NO.:
APPD	DATE	SIZE: A4	
XKB INDUSTRIAL PRECISION CO., LIMITED			WEIGHT 1.0g
			SHEET 1/1
			REVISION A0

文件工程章