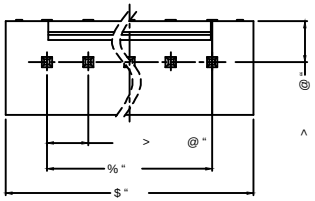

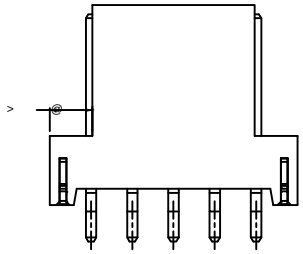

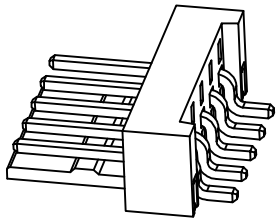

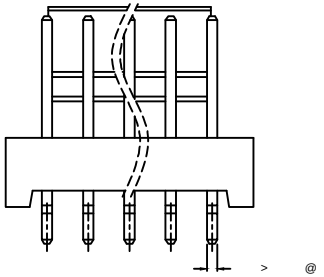

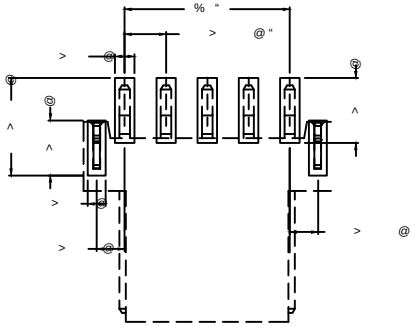

5HFRPPHQGHG 3 & % /D\RXW 7RS 6LGH
3 & % 7KLFNQHVV PP
7ROHUDQFH “

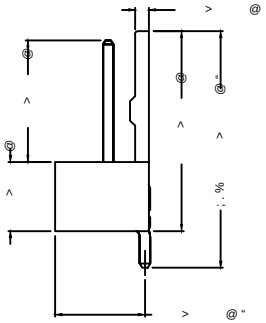

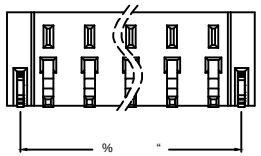

; : 5 6 761
7 89 : ; < =
7 6HULHV 1R
8 &DWHJRU\
9 :HOGLQJ %RDUG $QJOH
: :HOGLQJ :D\
; 5RZ 1R 3LQ 1R
< 0DWHULDO
= 3ODQWLQJ &DWHJRU\

: :$)(5
5 5LJKW $QJOH f
6 607
;; 6LQJOH URZ
7 3$ 7 8/ 9
61 %ULJKW WLQ SODWLQJ

6SHFLILFDWLRQV
?ôlÖ
9ROWDJH UDWLQJ 9 $& '&
NÍÊ+e»Ö 9 $& '&
&XUUHQW UDWLQJ $
NÍÊ+e#q $
:LWKVWDQGLQJ YROWDJH
6@»+e»Ö 9 $& PLQXWH
7HPSHUDWXUH UDQJH
$Y Ö93 $ Ö
,QVXODWLRQ UHVLVWDQFH
5 5H+eLk Ö• 0
&RQWDFW UÖ"HVLVWDQFH
Õ@ +eLk”

3ROHV	'LPHQVLRQV PP			
	$	%	&	'
	9 $& PLQXWH			
•	0			

; :56 ;; 761	3$ 7 8/ 9	%UDVV	7LQ 3ODWLQJ)RJ	; +
3$57 1	0DWHULDO	0DWHULDO)3LQVK 3LQ		0DWHV :LWK ;.% +RXVLQJ

					$1*/$5	“ f
Δ;					/”	“
Δ;					/”	“
Δ;					/”	“
0$5.	'(6&5,37,21	'$7(	5(9,6('	$33529('	/!	“
5(9,6,216					8163(&,),(' 72/(5$1&(6	
ZZZ [N GJ FQ ZZZ KHOOR[NE FRP ZZZ KHOOR[NE FQ						

'61'		'$7(		6&$/(1	02'(/ 7<3($
':1		'$7(		9,(:◎	3$57 12
&+.'		'$7(		81,7 PP LQ	PP &ULPS 6W\OH &RQQH
$33'		'$7(		6,=($	':* 12
;.% ,1'8675,$/ 35(&,6,21 &2					; :56 ;; 761
					:(*+7 ,6+((7 /,0,7(
					5(9,6,21 $

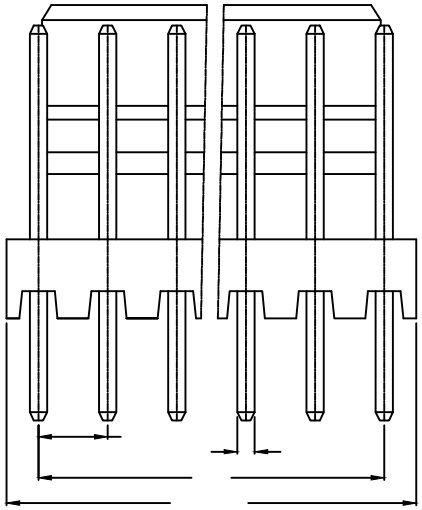

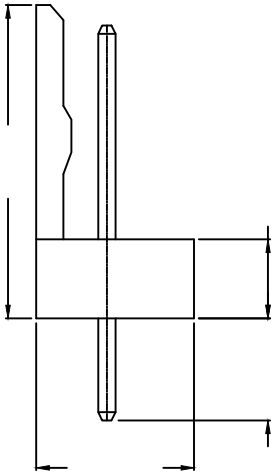

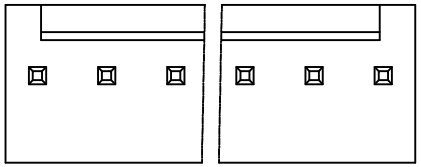

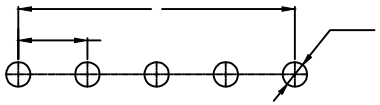

△						
△						
△						

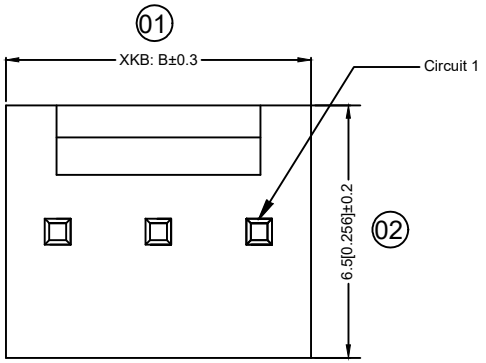

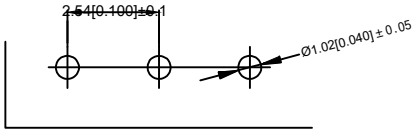

Recommand PCB Layout

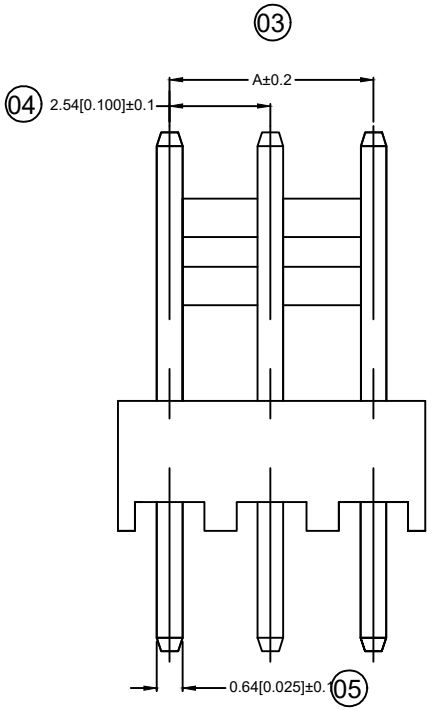

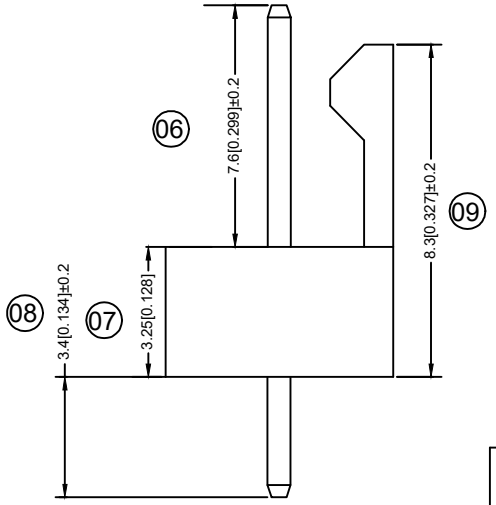

X2510 W V X- XX SP- N0SN XX

Series No.
Category:
W-wafer
Welding Board Angle:
R90
Welding Way:
Blank-DIP
Row No.-Pin No.
XX-Single row
Special NO.
SP-Short back
Material:
NO-PA66 94V-0

⑧ Planting Category:
V:All Gold-Plated
01-Gold Flash 02-2U 03-3U 05-5U
10-10U 15-15U 30-30U 50-50U
SN-Bright tin plating 70-120U
SN-Bright tin plating 120U Min
SW-Fog Tin plating

⑨ Color:
Blank-nbatural color

Specifications:

Voltage rating:250V AC/DC
250V AC/DC
Current rating:
:
Withstanding voltage: 800V AC/minute
800V AC/minute
Temperature range:-25 +85
-25 +85
Insulation resistance:≥1000MΩ
≥1000MΩ
Contact resistance ≤10mΩ
:≤10mΩ
After environment testing: ≤20mΩ
: ≤20mΩ

Poles	Dimensions (mm)	
	A	B
2	2.54	5.08
3	5.08	7.62
4	7.62	10.16
5	10.16	12.70
6	12.70	15.24
7	15.24	17.78
8	17.78	20.32
9	20.32	22.86
10	22.86	25.40
11	25.40	27.94
12	27.94	30.48
13	30.48	33.02
14	33.02	35.56
15	35.56	38.10
16	38.10	40.64
17	40.64	43.18
18	43.18	45.72
19	45.72	48.26
20	48.26	50.80

X2510WV-XXSP-N0SN	Nylon 66 UL94V-0	Brass	Tin-Plated	X2510H
PART N0	Material	Material (Pin)	Finish (Pin)	

MARK	DESCRIPTION	DATE	REVISED	APPROVED
ΔX				
ΔX				
ΔX				

REVISIONS

UNSPECIFIED TOLERANCES	
ANGLAR	±5°
L≤ 4	±0.2
4<L≤ 16	±0.3
16<L≤ 63	±0.4
L> 63	±0.5

DSND		DATE		SCALE: N/A	MODEL TYPE:
DWN		DATE		VIEW:	PART NO.: 2.54 mm Crimp Style Connectors
CHKD		DATE		UNIT: mm/in	DWG NO.: X2510WV-XXSP-N0SN
APPD		DATE		SIZE: A4	

XKB INDUSTRIAL PRECISION CO.,LIMITED

WEIGHT	SHEET	REVISION
1.0g	1/1	A0

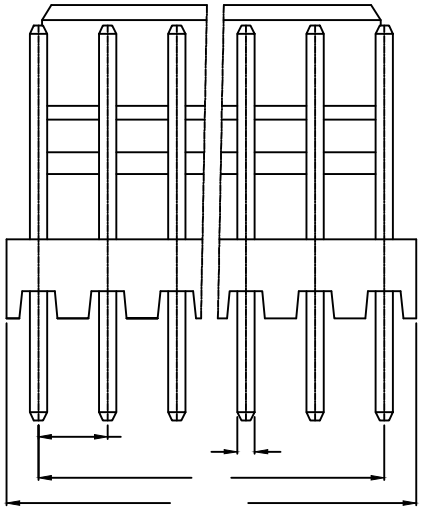

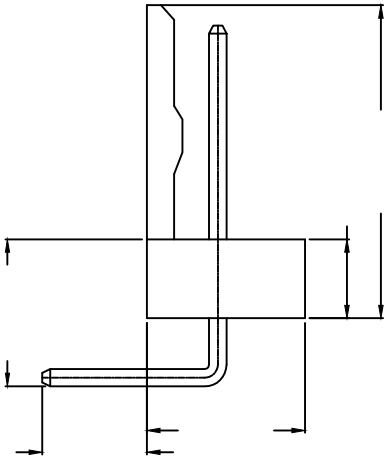

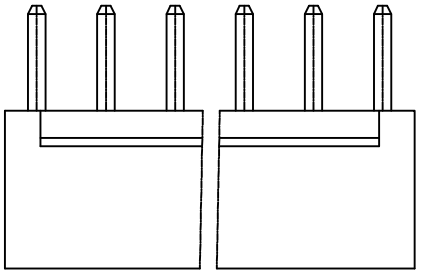

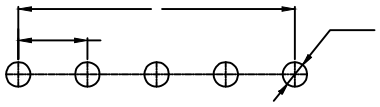

△						
△						
△						

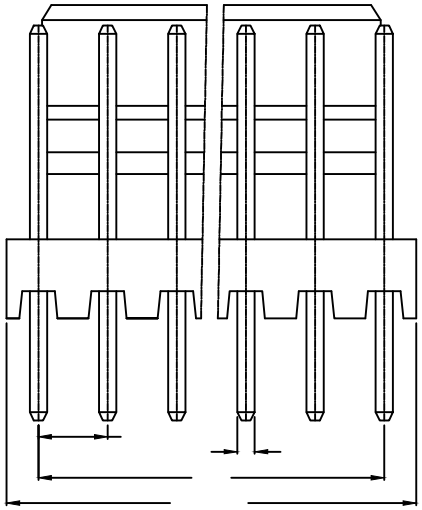

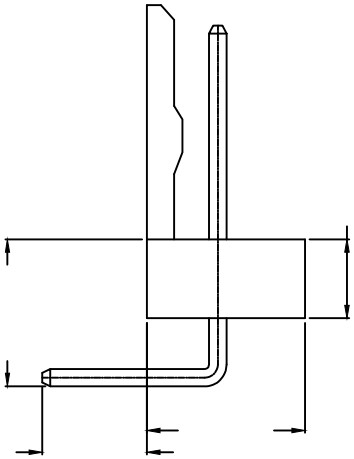

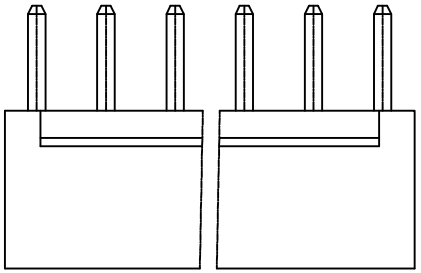

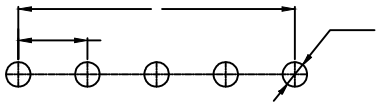

△						
△						
△						

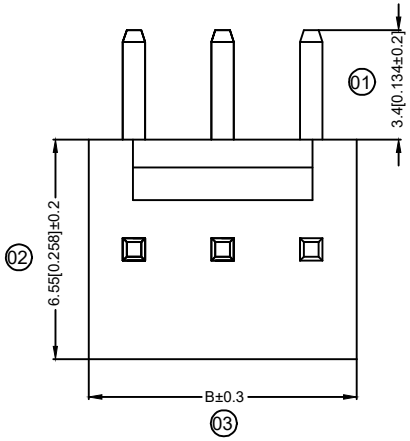

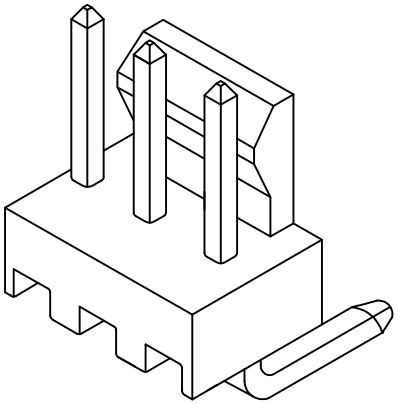

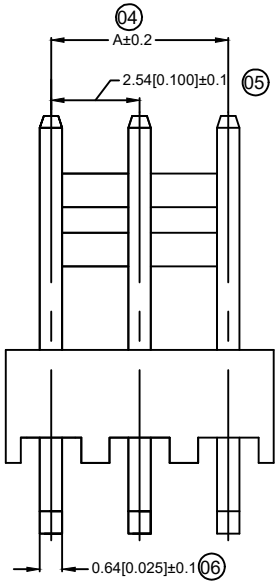

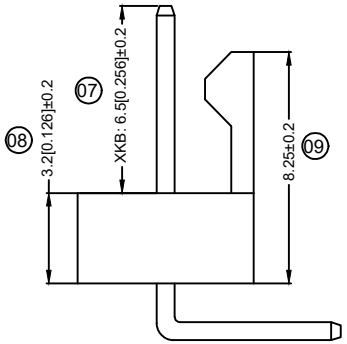

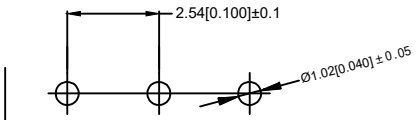

Recommand PCB Layout

X2510 W R X- XX SP- N0SN XX

Series No.
Category:
W-wafer
Welding Board Angle:
R90
Welding Way:
Blank-DIP
Row No.-Pin No.
XX-Single row
Special NO.
SP-Short back
Material:
NO-PA66 94V-0

⑧ Planting Category:
V:All Gold-Plated
01-Gold Flash 02-2U 03-3U 05-5U
10-10U 15-15U 30-30U 50-50U
SN-Bright tin plating 70-120U
SN-Bright tin plating 120U Min
SW-Fog Tin plating

⑨ Color:
Blank-nbatural color

Specifications:

Voltage rating:250V AC/DC
250V AC/DC
Current rating:
:
Withstanding voltage: 800V AC/minute
800V AC/minute
Temperature range:-25 +85
-25 +85
Insulation resistance:≥1000MΩ
≥1000MΩ
Contact resistance ≤10mΩ
:≤10mΩ
After environment testing: ≤20mΩ
: ≤20mΩ

Poles	Dimensions (mm)	
	A	B
2	2.54	5.08
3	5.08	7.62
4	7.62	10.16
5	10.16	12.70
6	12.70	15.24
7	15.24	17.78
8	17.78	20.32
9	20.32	22.86
10	22.86	25.40
11	25.40	27.94
12	27.94	30.48
13	30.48	33.02
14	33.02	35.56
15	35.56	38.10
16	38.10	40.64
17	40.64	43.18
18	43.18	45.72
19	45.72	48.26
20	48.26	50.80

X2510WR-XXSP-N0SN	Nylon 66 UL94V-0	Brass	Tin-Plated	X2510H
PART N0	Material	Material (Pin)	Finish (Pin)	Mates With XKB Housing

MARK	DESCRIPTION	DATE	REVISED	APPROVED
ΔX				
ΔX				
ΔX				

REVISIONS

UNSPECIFIED TOLERANCES	
ANGLAR	±5°
L≤ 4	±0.2
4<L≤ 16	±0.3
16<L≤ 63	±0.4
L> 63	±0.5

DSND		DATE		SCALE: N/A	MODEL TYPE:
DWN		DATE		VIEW:	PART NO.: 2.54 mm Crimp Style Connectors
CHKD		DATE		UNIT: mm/in	DWG NO.: X2510WR-XXSP-N0SN
APPD		DATE		SIZE: A4	

XKB INDUSTRIAL PRECISION CO.,LIMITED

WEIGHT	SHEET	REVISION
1.0g	1/1	A0

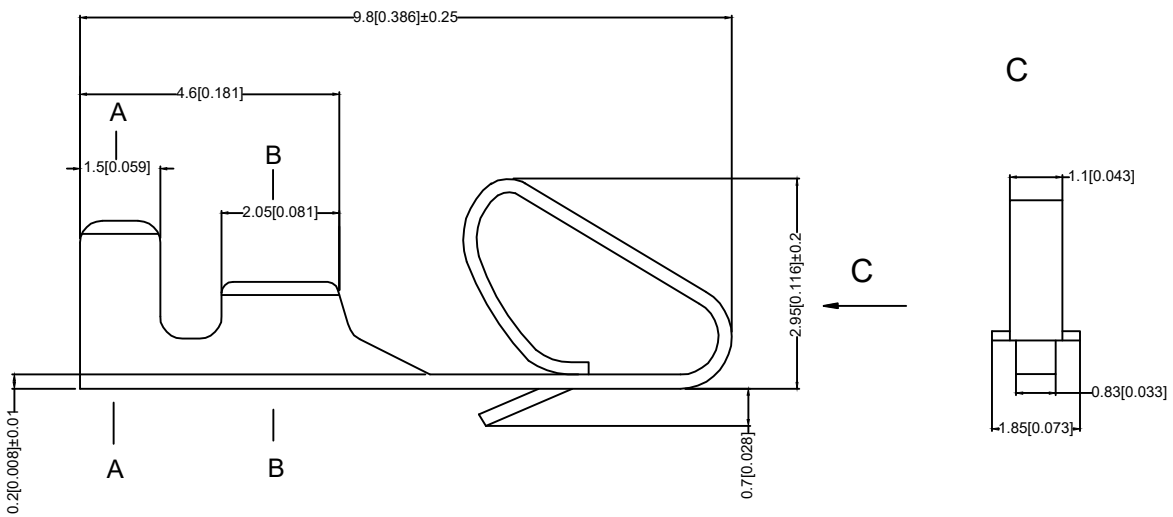

Specifications:

Voltage rating:250V AC/DC
250V AC/DC
Current rating: 3A AC / DC
: 3A AC / DC
Withstanding voltage: 1000V AC/minute
1000V AC/minute
Temperature range:-25 +85
-25 +85
Insulation resistance:≥1000MΩ
≥1000MΩ
Contact resistance ≤10Ω
:≤10Ω
After environmental testing:≤20mΩ
≤20mΩ

X2510 T-P SN

Series Number.
Category: T-terminal
Material: P-Phosphor bronze
Planting style SN-Bright tin plating

A-A

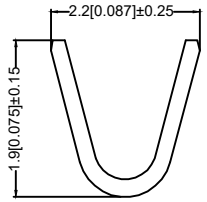

B-B

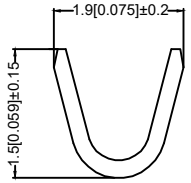

X2510T-PSN	Brass	AWG#22-28	1.57mm (Max)	Stamping Before Plating:30u" Ni;70u"Sn		X2510H
PART N0	Material	Wire Range	Insulation O.D.	Finish		Mates With XKB Housing

					ANGLAR	±5°
ΔX					L≤ 4	±0.2
ΔX					4<L≤ 16	±0.3
ΔX					16<L≤ 63	±0.4
MARK	DESCRIPTION	DATE	REVISED	APPROVED	L> 63	±0.5
REVISIONS					UNSPECIFIED TOLERANCES	

www.xk-dg.cn www.helloxkb.com www.helloxkb.cn

DSND		DATE		SCALE: N/A
DWN		DATE		VIEW:
CHKD		DATE		UNIT: mm/in
APPD		DATE		SIZE: A4

XKB INDUSTRIAL PRECISION CO.,LIMITED

MODEL TYPE:

PART NO.:
2.54 mm Crimp Style Connectors

DWG NO.:
X2510T-BSNX

WEIGHT	SHEET	REVISION
1.0g	1/1	A0